

CITY OF AFTON

**FINANCIAL STATEMENTS AND
SUPPLEMENTARY INFORMATION**

Year Ended December 31, 2020

**CITY OF AFTON, MINNESOTA
ELECTED AND APPOINTED OFFICIALS**

ELECTED OFFICIALS

		Term Expires
Bill Palmquist	Mayor	2020
Annie Perkins	Council	2020
Lucia Wroblewski	Council	2022
Stan Ross	Council	2022
Randy Nelson	Council	2020

EX OFFICIO

Ron Moorse	City Administrator	Appointed
------------	--------------------	-----------

TABLE OF CONTENTS

INDEPENDENT AUDITOR’S REPORT	1
REQUIRED SUPPLEMENTARY INFORMATION	
Management’s Discussion and Analysis	4
BASIC FINANCIAL STATEMENTS	
<i>Government-Wide Financial Statements</i>	
Statement of Net Position	16
Statement of Activities	17
<i>Fund Financial Statements</i>	
Balance Sheet – Governmental Funds.....	18
Reconciliation of the Governmental Funds Balance Sheet to the Statement of Net Position	19
Statement of Revenues, Expenditures, and Changes in Fund Balances – Governmental Funds	20
Reconciliation of the Change in Fund Balances of Governmental Funds to the Statement of Activities	21
Statement of Net Position – Proprietary Funds.....	22
Statement of Revenues, Expenses, and Changes in Fund Net Position – Proprietary Funds.....	23
Statement of Cash Flows – Proprietary Funds.....	24
Statement of Net Position – Fiduciary Funds	25
Statement of Changes in Net Position – Fiduciary Funds	25
Notes to the Financial Statements	26

TABLE OF CONTENTS (Continued)

REQUIRED SUPPLEMENTARY INFORMATION

Schedule of Contributions	
Public Employees General Employees Retirement Fund	54
Schedule of Proportionate Share of Net Pension Liability	
Public Employees General Employees Retirement Fund	55
Schedule of Revenues, Expenditures, and Changes in	
Fund Balances – Budget and Actual – General Fund	56
Notes to the Required Supplementary Information.....	59

SUPPLEMENTARY INFORMATION

Combining Balance Sheet – Nonmajor Governmental Funds.....	62
Combining Statement of Revenues, Expenditures, and Changes in	
Fund Balances – Nonmajor Governmental Funds	63
Combining Balance Sheet – Nonmajor Special Revenue Funds.....	64
Combining Statement of Revenues, Expenditures, and Changes in	
Fund Balances – Nonmajor Special Revenue Funds	65
Combining Balance Sheet – Nonmajor Debt Service Funds.....	66
Combining Statement of Revenues, Expenditures, and Changes in	
Fund Balances – Nonmajor Debt Service Funds	67
Combining Balance Sheet – Nonmajor Capital Projects Funds.....	68
Combining Statement of Revenues, Expenditures, and Changes in	
Fund Balances – Nonmajor Capital Projects Funds	69

OTHER REPORTS

Independent Auditor’s Report on Internal Control over Financial Reporting and on Compliance and Other Matters Based on an Audit of Financial Statements Performed in Accordance with <i>Government Auditing Standards</i>	70
Schedule of Current Year Findings and Responses.....	72
Summary Schedule of Prior Year Findings.....	73



INDEPENDENT AUDITOR'S REPORT

To the Honorable Mayor and Members of the City Council
City of Afton, Minnesota

Report on the Financial Statements

We have audited the accompanying financial statements of the governmental activities, the business-type activities, each major fund, and the aggregate remaining fund information of the City of Afton, Minnesota, as of and for the year ended December 31, 2020, and the related notes to the financial statements, which collectively comprise the City's basic financial statements as listed in the table of contents.

Management's Responsibility for the Financial Statements

Management is responsible for the preparation and fair presentation of these financial statements in accordance with accounting principles generally accepted in the United States of America; this includes the design, implementation, and maintenance of internal control relevant to the preparation and fair presentation of financial statements that are free from material misstatement, whether due to fraud or error.

Auditor's Responsibility

Our responsibility is to express opinions on these financial statements based on our audit. We conducted our audit in accordance with auditing standards generally accepted in the United States of America and the standards applicable to financial audits contained in *Government Auditing Standards*, issued by the Comptroller General of the United States. Those standards require that we plan and perform the audit to obtain reasonable assurance about whether the financial statements are free from material misstatement.

An audit involves performing procedures to obtain audit evidence about the amounts and disclosures in the financial statements. The procedures selected depend on the auditor's judgment, including the assessment of the risks of material misstatement of the financial statements, whether due to fraud or error. In making those risk assessments, the auditor considers internal control relevant to the City's preparation and fair presentation of the financial statements in order to design audit procedures that are appropriate in the circumstances, but not for the purpose of expressing an opinion on the effectiveness of the City's internal control. Accordingly, we express no such opinion. An audit also includes evaluating the appropriateness of accounting policies used and the reasonableness of significant accounting estimates made by management, as well as evaluating the overall presentation of the financial statements.

We believe that the audit evidence we have obtained is sufficient and appropriate to provide a basis for our audit opinions.

Opinions

In our opinion, the financial statements referred to above present fairly, in all material respects, the respective financial position of the governmental activities, the business-type activities, each major fund, and the aggregate remaining fund information of the City as of December 31, 2020, and the respective changes in financial position and, where applicable, cash flows thereof for the year then ended in accordance with accounting principles generally accepted in the United States of America.

Other Matters*Required Supplementary Information*

Accounting principles generally accepted in the United States of America require that the required supplementary information as stated in the table of contents be presented to supplement the basic financial statements. Such information, although not a part of the basic financial statements, is required by the Governmental Accounting Standards Board, who considers it to be an essential part of financial reporting for placing the basic financial statements in an appropriate operational, economic, or historical context. We have applied certain limited procedures to the required supplementary information in accordance with auditing standards generally accepted in the United States of America, which consisted of inquiries of management about the methods of preparing the information and comparing the information for consistency with management's responses to our inquiries, the basic financial statements, and other knowledge we obtained during our audit of the basic financial statements. We do not express an opinion or provide any assurance on the required supplementary information because the limited procedures do not provide us with sufficient evidence to express an opinion or provide any assurance.

Other Information

Our audit was conducted for the purpose of forming opinions on the financial statements that collectively comprise the City's basic financial statements. The combining and individual nonmajor fund financial statements are presented for purposes of additional analysis and are not a required part of the basic financial statements.

The combining and individual nonmajor fund financial statements are the responsibility of management and were derived from and relate directly to the underlying accounting and other records used to prepare the basic financial statements. Such information has been subjected to the auditing procedures applied in the audit of the basic financial statements and certain additional procedures, including comparing and reconciling such information directly to the underlying accounting and other records used to prepare the basic financial statements or to the basic financial statements themselves, and other additional procedures in accordance with auditing standards generally accepted in the United States of America. In our opinion, the combining and individual nonmajor fund financial statements are fairly stated in all material respects in relation to the basic financial statements as a whole.

Other Reporting Required by *Government Auditing Standards*

In accordance with *Government Auditing Standards*, we have also issued our report dated April 27, 2021, on our consideration of the City's internal control over financial reporting and on our tests of its compliance with certain provisions of laws, regulations, contracts, and grant agreements and other matters. The purpose of that report is to describe the scope of our testing of internal control over financial reporting and compliance and the results of that testing, and not to provide an opinion on internal control over financial reporting or on compliance. That report is an integral part of an audit performed in accordance with *Government Auditing Standards* in considering the City's internal control over financial reporting and compliance.

Carlson AV LLP

Golden Valley, Minnesota
April 27, 2021

REQUIRED SUPPLEMENTARY INFORMATION

CITY OF AFTON, MINNESOTA
MANAGEMENT'S DISCUSSION AND ANALYSIS
December 31, 2020

This section of the City of Afton's financial report provides the reader with the management's overview and analysis of the financial activities of the City for the fiscal year ended December 31, 2020. This discussion and analysis is designed to (1) assist the reader in focusing on significant financial issues, (2) provide an overview of the City's financial activity, (3) identify changes in the City's financial position, and (4) identify any changes in the City's financial plan (approved budget).

The financial discussion and analysis presented in this section is intended to be used in conjunction with the accompanying financial statements.

FINANCIAL HIGHLIGHTS

Key financial highlights for the 2020 fiscal year include the following:

- The assets of the City exceeded its liabilities by \$23,115,959 (net position) as of December 31, 2020. Of this amount, \$3,692,482 (unrestricted net position) may be used to meet the City's ongoing obligations to citizens and creditors.
- The City's total net position increased by \$1,042,125 from 2019.
- The City's governmental funds reported combined ending fund balances of \$3,102,477 as of December 31, 2020.
- As of December 31, 2020, the unrestricted/unassigned fund balance for the General Fund was \$336,690.

OVERVIEW OF THE FINANCIAL STATEMENTS

This discussion and analysis is intended to serve as an introduction to the City's basic financial statements. The City's basic financial statements comprise three components: 1) government-wide financial statements, providing information for the City as a whole, 2) fund financial statements, providing detailed information for the City's significant funds, and 3) notes to the financial statements, providing additional information that is essential to understanding the government-wide and fund financial statements. This report also contains other supplementary information in addition to the basic financial statements themselves.

CITY OF AFTON, MINNESOTA
MANAGEMENT'S DISCUSSION AND ANALYSIS
December 31, 2020

OVERVIEW OF THE FINANCIAL STATEMENTS (Continued)

Government-Wide Financial Statements

The government-wide financial statements are designed to provide readers with a broad overview of the City's finances, in a manner similar to a private-sector business.

The statement of net position presents information on all of the City's assets and liabilities, with the difference between the two reported as net position. Over time, increases or decreases in net position may serve as a useful indicator of whether the financial position of the City is improving or deteriorating.

The statement of activities presents information showing how the City's net position changed during the most recent fiscal year. All changes in net position are reported as soon as the underlying event giving rise to the change occurs, regardless of the timing of the related cash flows. Thus, revenues and expenses are reported in this statement for some items that will only result in cash flows in future fiscal periods (e.g. uncollected taxes).

Both of the government-wide financial statements distinguish functions of the City that are principally supported by taxes and intergovernmental revenues (governmental activities) from other functions that are intended to recover all or a significant portion of their costs through user fees and charges (business-type activities). The governmental activities of the City include general government, public safety, public works, public health, culture and recreation, and interest on long-term debt. The business-type activities of the City consists of the sewer utility.

The government-wide financial statements can be found on pages 16 and 17 of this report.

Fund Financial Statements

A fund is a grouping of related accounts that is used to maintain control over resources that have been segregated for specific activities or objectives. The City, like other state and local governments, uses fund accounting to ensure and demonstrate compliance with finance-related legal requirements. All of the funds of the City can be divided into two categories: governmental funds and proprietary funds.

Governmental funds are used to account for essentially the same functions reported as governmental activities in the government-wide financial statements. However, unlike the government-wide financial statements, governmental fund financial statements focus on near-term inflows and outflows of spendable resources, as well as on balances of spendable resources available at the end of the fiscal year. Such information may be useful in evaluating a government's near-term financial requirements.

CITY OF AFTON, MINNESOTA
MANAGEMENT'S DISCUSSION AND ANALYSIS
December 31, 2020

OVERVIEW OF THE FINANCIAL STATEMENTS (Continued)

Fund Financial Statements (Continued)

Because the focus of governmental funds is narrower than that of the government-wide financial statements, it is useful to compare the information presented for governmental funds with similar information presented for governmental activities in the government-wide financial statements. By doing so, readers may better understand the long-term impact of the government's near-term financing decisions. Both the governmental fund balance sheet and the governmental fund statement of revenues, expenditures, and changes in fund balances provide a reconciliation to facilitate this comparison between governmental funds and governmental activities.

The City maintains fourteen individual governmental funds. Information is presented separately in the governmental funds balance sheet and in the governmental funds statement of revenues, expenditures, and changes in fund balances for the general, city infrastructure improvement, and street improvement funds, which are considered to be major funds. Data from the other eleven governmental funds are combined into a single, aggregated presentation. Individual fund data for each of these nonmajor governmental funds is provided in the form of combining statements elsewhere in this report.

The City adopts an annual appropriated budget for its general fund. A budgetary comparison statement has been provided for the general fund to demonstrate compliance with the budget.

The basic governmental fund financial statements can be found on pages 18-21.

Proprietary funds – The City maintains one type of proprietary fund. Enterprise funds are used to report the same functions presented as business-type activities in the government-wide financial statements. The City uses enterprise funds to account for its sewer utility.

Proprietary funds provide the same type of information as the government-wide financial statements, only in more detail. The proprietary fund financial statements provide separate information for the sewer utility, which is considered to be a major fund of the City.

The basic proprietary fund financial statements can be found on pages 22-24.

Fiduciary funds – the City uses fiduciary funds to account for resources held for the benefit of parties outside the government. These funds are usually reflected in the government-wide statements as cash in trust and deposits payable because the resources of these funds are not available to support programs of the City.

The basic fiduciary funds financial statements can be found on page 25.

Notes to the financial statements provide additional information that is essential for a full understanding of the data provided in the government-wide and fund financial statements. The notes to the financial statements can be found on pages 26-53 of this report.

CITY OF AFTON, MINNESOTA
MANAGEMENT'S DISCUSSION AND ANALYSIS
December 31, 2020

OVERVIEW OF THE FINANCIAL STATEMENTS (Continued)

Other information – In addition to the basic financial statements and accompanying notes, this report also presents certain required supplementary information such as pension schedules and a budgetary comparison schedule for the general fund. Required supplementary information can be found on pages 54-59 of this report. Also, this report presents certain other supplementary information such as combining financial information for the nonmajor governmental funds. Other supplementary information can be found on pages 58-63 of this report.

GOVERNMENT-WIDE FINANCIAL ANALYSIS

Net Position

The City's combined net position was \$23,115,959 on December 31, 2020:

	Governmental Activities		Business-Type Activities		Total	
	2020	2019	2020	2019	2020	2019
Assets						
Current	\$ 5,375,044	\$ 7,446,799	\$ 35,263	\$ 47,872	\$ 5,410,307	\$ 7,494,671
Capital assets	11,179,919	10,761,380	14,934,643	14,886,857	26,114,562	25,648,237
Total Assets	16,554,963	18,208,179	14,969,906	14,934,729	31,524,869	33,142,908
Deferred Outflows of Resources	16,520	32,526	-	-	16,520	32,526
Liabilities						
Current	1,264,038	3,151,065	-	4,303	1,264,038	3,155,368
Long-term	6,905,852	6,863,883	-	-	6,905,852	6,863,883
Total Liabilities	8,169,890	10,014,948	-	4,303	8,169,890	10,019,251
Deferred Inflows of Resources	255,540	1,082,349	-	-	255,540	1,082,349
EXCESS OF TOTAL ASSETS AND DEFERRED OUTFLOWS OF RESOURCES OVER TOTAL LIABILITIES AND DEFERRED INFLOWS OF RESOURCES	\$ 8,146,053	\$ 7,143,408	\$ 14,969,906	\$ 14,930,426	\$ 23,115,959	\$ 22,073,834
Net Assets						
Net investment in capital assets	\$ 3,528,940	\$ 1,425,303	\$ 14,934,643	\$ 14,886,857	\$ 18,463,583	\$ 16,312,160
Restricted	959,894	1,835,259	-	-	959,894	1,835,259
Unrestricted	3,657,219	3,882,846	35,263	43,569	3,692,482	3,926,415
TOTAL NET ASSETS	\$ 8,146,053	\$ 7,143,408	\$ 14,969,906	\$ 14,930,426	\$ 23,115,959	\$ 22,073,834

CITY OF AFTON, MINNESOTA
MANAGEMENT'S DISCUSSION AND ANALYSIS
December 31, 2020

GOVERNMENT-WIDE FINANCIAL ANALYSIS (Continued)

Net Position (Continued)

The larger portion of the City's net position (80%) reflects its investment in capital assets (e.g. land, land improvements, buildings, equipment, and infrastructure); less any related debt used to acquire those assets that is still outstanding. The City uses these capital assets to provide services; consequently, these assets are not available for future spending. Although the City's investment in its capital assets is reported net of related debt, it should be noted that the resources needed to repay this debt must be provided from other sources, since the capital assets themselves cannot be used to liquidate these liabilities.

An additional portion of the City's net position (4%) represents resources that are subject to external restrictions on how they may be used. The remaining balance of unrestricted net position may be used to meet the City's ongoing obligations to citizens and creditors.

CITY OF AFTON, MINNESOTA
MANAGEMENT'S DISCUSSION AND ANALYSIS
December 31, 2020

GOVERNMENT-WIDE FINANCIAL ANALYSIS (Continued)

Change in Net Position

The change in net position is summarized as follows:

	Governmental Activities		Business-Type Activities		Total	
	2020	2019	2020	2019	2020	2019
Revenues						
Program revenues						
Charges for services	\$ 337,401	\$ 428,222	\$ 48,689	\$ 40,700	\$ 386,090	\$ 468,922
Operating grants and contributions	425,947	158,073	-	-	425,947	158,073
Capital grants and contributions	726,158	1,675,503	-	-	726,158	1,675,503
General revenues						
Property taxes	2,262,548	2,162,464	15,000	15,000	2,277,548	2,177,464
Franchise taxes	11,447	11,561	-	-	11,447	11,561
Fiscal disparity	72,125	63,842	-	-	72,125	63,842
Aids and payments from the State	10,245	11,184	-	-	10,245	11,184
Gain (loss) on disposal of equipment	-	3,910	-	-	-	3,910
Investment earnings	16,076	73,528	189	953	16,265	74,481
Miscellaneous	18,031	16,494	-	-	18,031	16,494
Total Revenues	3,879,978	4,604,781	63,878	56,653	3,943,856	4,661,434
Expenses						
General government	692,790	613,091	-	-	692,790	613,091
Public safety	431,747	555,841	-	-	431,747	555,841
Public works	703,019	725,243	-	-	703,019	725,243
Public health	1,440	441	-	-	1,440	441
Culture and recreation	71,100	39,552	-	-	71,100	39,552
Other	173,746	13,018	-	-	173,746	13,018
Interest on long-term debt	204,429	209,991	-	-	204,429	209,991
Sewer	-	-	623,460	597,534	623,460	597,534
Total Expenses	2,278,271	2,157,177	623,460	597,534	2,901,731	2,754,711
Excess (deficiency) of revenues over expenditures before capital contributions	1,601,707	2,447,604	(559,582)	(540,881)	1,042,125	1,906,723
Capital contributions	(599,062)	(307,593)	599,062	307,593	-	-
Change in net position	1,002,645	2,140,011	39,480	(233,288)	1,042,125	1,906,723
Net position – beginning	7,143,408	5,003,397	14,930,426	15,163,714	22,073,834	20,167,111
NET POSITION - ENDING	\$ 8,146,053	\$ 7,143,408	\$ 14,969,906	\$ 14,930,426	\$ 23,115,959	\$ 22,073,834

**CITY OF AFTON, MINNESOTA
MANAGEMENT'S DISCUSSION AND ANALYSIS
December 31, 2020**

GOVERNMENT-WIDE FINANCIAL ANALYSIS (Continued)

Change in Net Position (Continued)

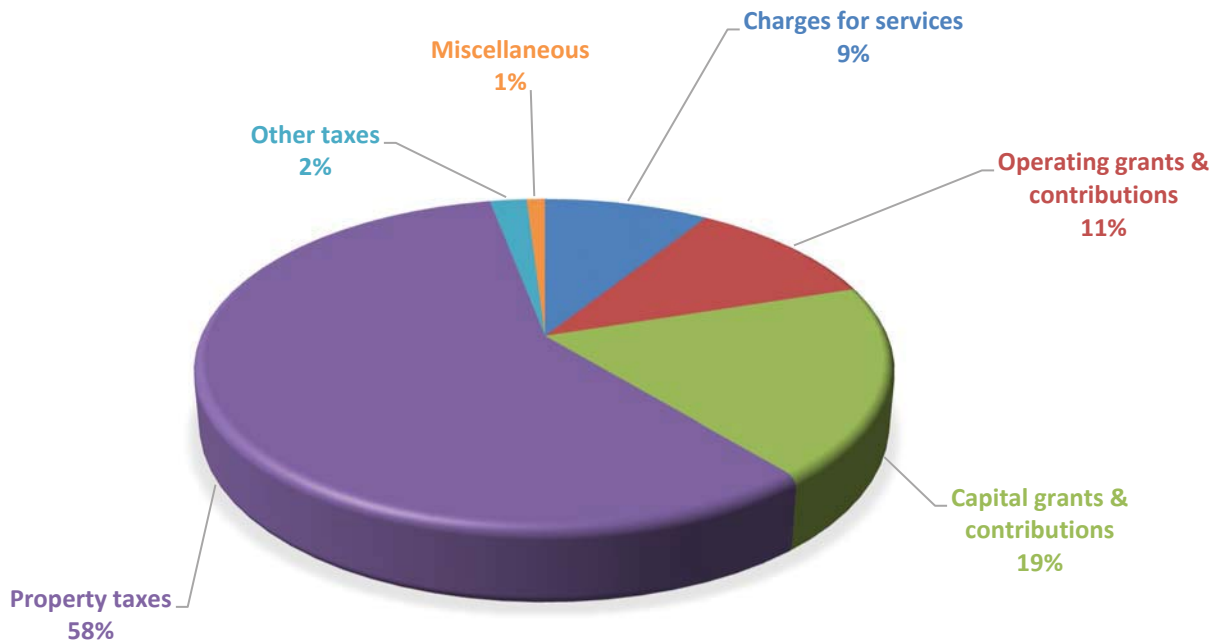
Governmental Activities

Governmental activities increased the City's net position by \$1,002,645.

Revenues decreased by \$724,803 or 16%. The key elements of this change are as follows:

- Capital grants and contributions decreased \$949,345 from 2019.
- Charges for services decreased \$90,821 from 2019.
- Property tax revenue increased \$100,084 from 2019.

REVENUES BY SOURCE

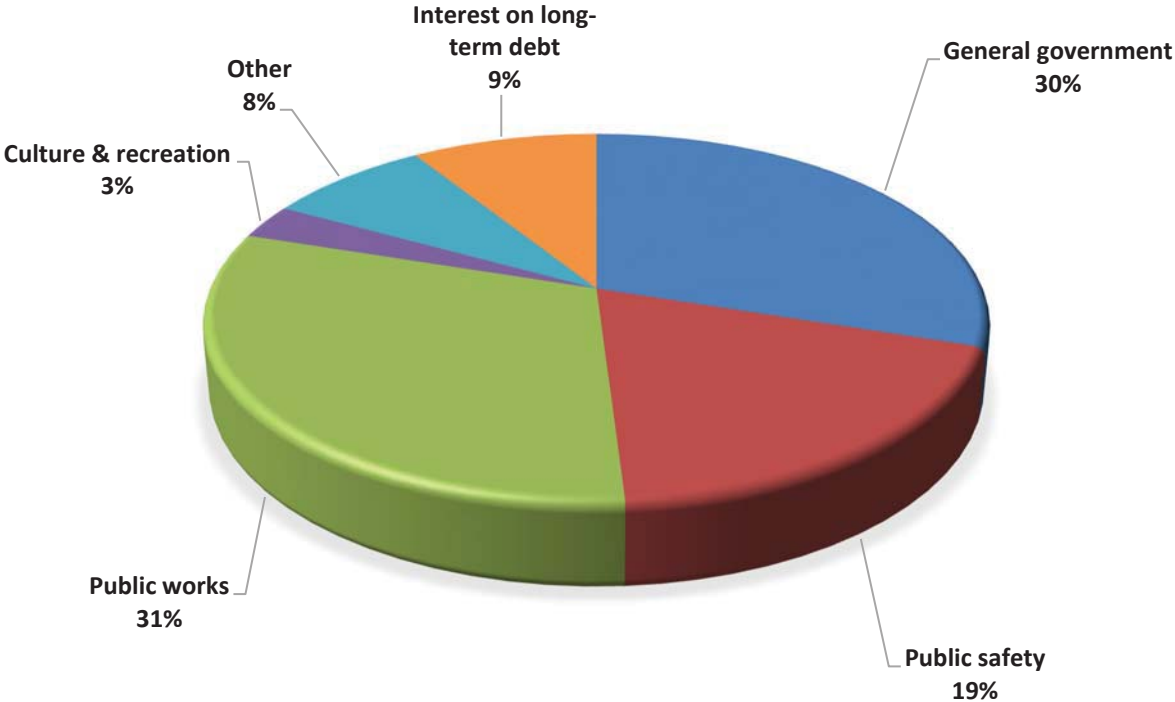


**CITY OF AFTON, MINNESOTA
MANAGEMENT'S DISCUSSION AND ANALYSIS
December 31, 2020**

GOVERNMENT-WIDE FINANCIAL ANALYSIS (Continued)

Change in Net Position (Continued)
Governmental Activities (Continued)

EXPENDITURES BY ACTIVITY



Business-Type Activities
Business-type activities increased the City's net position by \$39,480.

CITY OF AFTON, MINNESOTA
MANAGEMENT'S DISCUSSION AND ANALYSIS
December 31, 2020

FINANCIAL ANALYSIS OF THE CITY'S FUNDS
(FUND FINANCIAL STATEMENTS)

As noted earlier, the City uses fund accounting to ensure and demonstrate compliance with finance-related legal requirements.

Governmental Funds

The focus of the City's governmental funds is to provide information on near-term inflows, outflows, and balances of spendable resources. Such information is useful in assessing the City's financing requirements. In particular, unassigned fund balances may serve as a useful measure of the City's net resources available for spending at the end of the fiscal year.

As of the end of the current fiscal year, the City's governmental funds reported a combined ending fund balance of \$3,102,477, a decrease of \$1,052,887 from the prior year. Of this balance, \$988,653 is restricted by law or ordinance.

The General Fund is the chief operating fund of the City. At the end of the current fiscal year, total fund balance reached \$741,522, an increase of \$77,504 from the prior year.

The Street Improvement Fund has a total fund balance of \$817,240 all of which is restricted for street improvement projects. The net increase in the fund balance during the year was \$14,968.

The City Infrastructure Fund has a total fund balance of \$231,355, all of which is restricted. The net decrease in the fund balance during the current year was \$879,594. This decrease was due mostly to a flood hazard mitigation grant received in the prior year and related expenditures made in current year.

The nonmajor special revenue funds have total fund balances of \$12,505 all of which is assigned for use related to the purpose of each fund. The net decrease in the fund balances during the current year was \$27,012. This decrease was due mainly to expenses for the city dock improvements.

The nonmajor debt service funds have total fund balances of \$728,539, all of which is restricted for debt repayment. The net increase in the fund balance during the year was \$4,229.

The nonmajor capital projects funds have total fund balances of \$571,316, all of which is assigned for use in respective projects. The net decrease in total fund balances for the year was \$242,982. This decrease was due mainly to fund transfers to other funds for temporary bond pay off and to assist with flood expenses.

CITY OF AFTON, MINNESOTA
MANAGEMENT'S DISCUSSION AND ANALYSIS
December 31, 2020

FINANCIAL ANALYSIS OF THE CITY'S FUNDS (Continued)
(FUND FINANCIAL STATEMENTS)

Proprietary Funds

The City's proprietary funds provide the same type of information found in the government-wide financial statements, but in more detail.

Unrestricted net position of the sewer fund was \$35,263. The total increase in net position was \$39,480. Factors concerning the finances of this fund has already been addressed in the discussion of the City's business-type activities.

GENERAL FUND BUDGETARY HIGHLIGHTS

The original budget was approved in December 2019 and was not updated during the year.

The net difference between the general fund budget and actual amounts received/expended can be briefly summarized as follows:

- Revenues were above expectations by \$231,366
 - Licenses, fees, and permits revenue was above expectations by \$168,991, due mainly to higher than expected building permit fees.
 - Intergovernmental revenue was above expectations by \$40,279, due to a legacy grant received from the MN Historical Society as well as a flood reimbursement from the State of MN.
- Expenditures were below expectations by \$165,138
 - Police service expenditures were below expectations by \$141,534, due to a portion of wages able to be allocated against CARES funding grant.

CITY OF AFTON, MINNESOTA
MANAGEMENT’S DISCUSSION AND ANALYSIS
December 31, 2020

CAPITAL ASSETS AND DEBT ADMINISTRATION

Capital Assets

The City’s investment in capital assets for its governmental and business-type activities as of December 31, 2020 amounted to \$26,114,562. The investment in capital assets includes land, buildings, park facilities, equipment, streets, and downtown improvements (including sewer system). The total increase in the City’s investment in capital assets for the current fiscal year was \$466,325 (\$418,539 increase in governmental activities and a \$47,786 increase for business-type activities). The major portion of this decrease was due to current year depreciation expense.

Significant capital assets added during the current year included the following:

- Land and improvements for downtown/septic project \$470,101
- Roads, bridges, and pathways \$515,310
- Downtown improvements \$33,570
- Furniture and equipment – City Hall \$26,153
- Building improvements – City Hall \$30,060
- Sanitary sewer improvements/extensions \$599,062

Additional information on the City’s capital assets can be found in Note 5 on page 41 of this report.

Long-Term Obligations

A summary of the City’s debt is as follows:

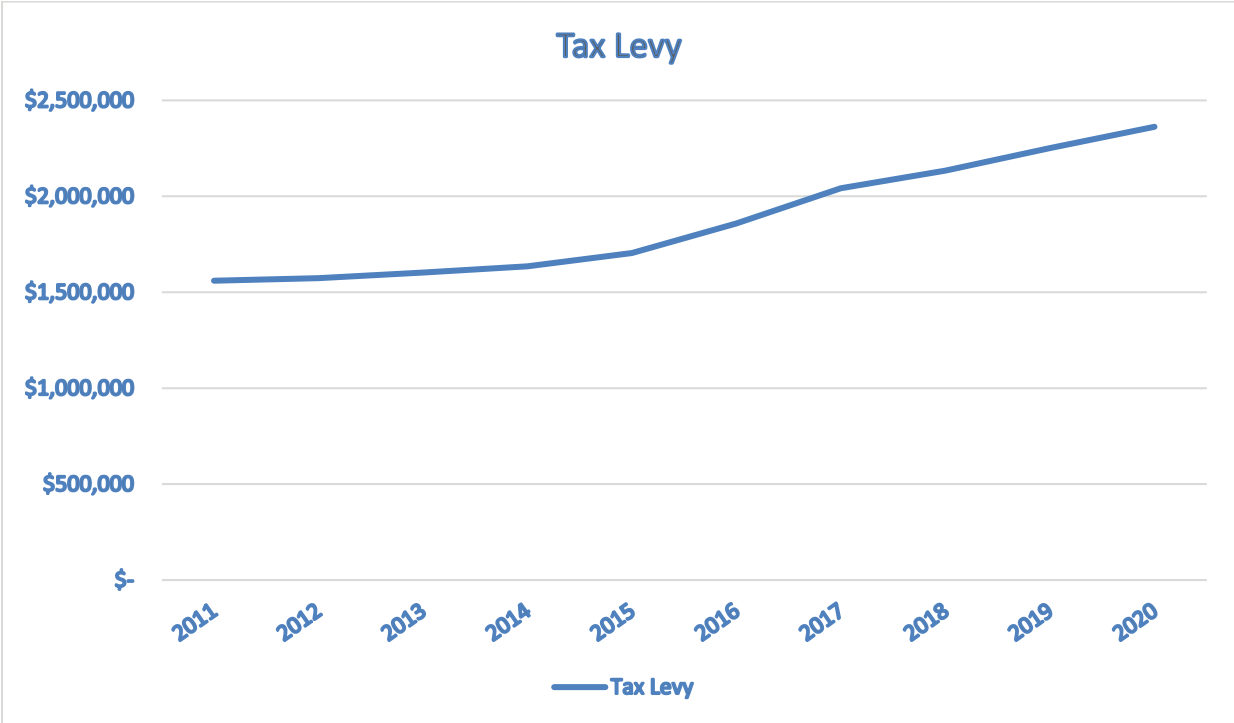
	<u>Rate</u>	<u>Maturity</u>	<u>Balance 2019</u>	<u>Issued</u>	<u>Payments</u>	<u>Balance 2020</u>	<u>Current</u>
2014A GO improvement bonds	3 & 4%	4-1-2027	\$ 2,270,000	\$ -	\$ 210,000	\$ 2,060,000	\$ 230,000
2017A temporary improvement bond	1.55%	4-1-2020	1,980,000	-	1,980,000	-	-
2017B GO improvement bonds	2.25%	2-1-2028	3,180,000	-	325,000	2,855,000	330,000
2020A disposal system bonds	1.80%	2-1-2024	-	845,000	-	845,000	240,000
	1.095 &						
GO PFA loans	1.094%	8-20-2036	1,906,077	96,902	112,000	1,890,979	113,000
TOTAL			<u>\$ 9,336,077</u>	<u>\$ 941,902</u>	<u>\$ 2,627,000</u>	<u>\$ 7,650,979</u>	<u>\$ 913,000</u>

At the end of the current fiscal year, the City had total bonded debt outstanding of \$5,760,000 and total Public Facilities Authority loans outstanding of \$1,890,979. All obligations outstanding are backed by the full faith and credit of the government.

Additional information on the City’s long-term debt can be found in Note 6 on pages 42-43 of this report.

**CITY OF AFTON, MINNESOTA
MANAGEMENT’S DISCUSSION AND ANALYSIS
December 31, 2020**

The following represents the tax levy by year:



CONTACTING THE CITY’S FINANCIAL MANAGEMENT

This financial report is designed to provide a general overview of the City’s finances and to demonstrate the City’s accountability for the money it receives. If you have any questions about this report or would like additional information, contact the City of Afton, 3033 St. Croix Trail South, Afton, MN 55001.

BASIC FINANCIAL STATEMENTS

Government-Wide Financial Statements

CITY OF AFTON, MINNESOTA
STATEMENT OF NET POSITION
December 31, 2020

	Primary Government		
	Governmental Activities	Business-Type Activities	Total
ASSETS			
Current Assets			
Cash and investments	\$ 3,312,263	\$ 35,263	\$ 3,347,526
Taxes receivable	31,412	-	31,412
Special assessments receivable	1,732,567	-	1,732,567
Due from other governmental units	32,034	-	32,034
Other receivables	266,768	-	266,768
Total Current Assets	<u>5,375,044</u>	<u>35,263</u>	<u>5,410,307</u>
Noncurrent assets			
Capital assets not being depreciated	2,595,474	-	2,595,474
Capital assets net of accumulated depreciation	8,584,445	14,934,643	23,519,088
Total Noncurrent Assets	<u>11,179,919</u>	<u>14,934,643</u>	<u>26,114,562</u>
Total Assets	<u>16,554,963</u>	<u>14,969,906</u>	<u>31,524,869</u>
DEFERRED OUTFLOWS OF RESOURCES			
Pension	16,520	-	16,520
LIABILITIES			
Current Liabilities			
Accounts payable	220,966	-	220,966
Accrued expenses	12,534	-	12,534
Accrued interest payable	78,592	-	78,592
Customer deposits	25,088	-	25,088
Compensated absences	13,858	-	13,858
Current portion of long-term debt	913,000	-	913,000
Total Current Liabilities	<u>1,264,038</u>	<u>-</u>	<u>1,264,038</u>
Long-Term Liabilities			
Bonds and loans payable	6,737,979	-	6,737,979
Net pension liability	167,873	-	167,873
Total Long-Term Liabilities	<u>6,905,852</u>	<u>-</u>	<u>6,905,852</u>
Total Liabilities	<u>8,169,890</u>	<u>-</u>	<u>8,169,890</u>
DEFERRED INFLOWS OF RESOURCES			
Pension	5,540	-	5,540
Unavailable grants	250,000	-	250,000
Total Deferred Inflows of Resources	<u>255,540</u>	<u>-</u>	<u>255,540</u>
EXCESS OF TOTAL ASSETS AND DEFERRED OUTFLOWS OF RESOURCES OVER TOTAL LIABILITIES AND DEFERRED INFLOWS OF RESOURCES			
	<u>\$ 8,146,053</u>	<u>\$ 14,969,906</u>	<u>\$ 23,115,959</u>
NET POSITION			
Net investment in capital assets	\$ 3,528,940	\$ 14,934,643	\$ 18,463,583
Restricted	959,894	-	959,894
Unrestricted	3,657,219	35,263	3,692,482
TOTAL NET POSITION	<u>\$ 8,146,053</u>	<u>\$ 14,969,906</u>	<u>\$ 23,115,959</u>

(The accompanying notes are an integral part of these financial statements.)

CITY OF AFTON, MINNESOTA
STATEMENT OF ACTIVITIES
Year Ended December 31, 2020

	Program Revenues				Net (Expense) Revenue and Changes in Net Position		
	Expenses	Charges for Services	Operating Grants and Contributions	Capital Grants and Contributions	Primary Government		
					Governmental Activities	Business-Type Activities	Total
Functions/Programs							
Governmental Activities							
General government	\$ 692,790	\$ 337,401	\$ -	\$ -	\$ (355,389)	\$ -	\$ (355,389)
Public safety	431,747	-	53,381	-	(378,366)	-	(378,366)
Public works	703,019	-	-	726,158	23,139	-	23,139
Health	1,440	-	5,184	-	3,744	-	3,744
Culture and recreation	71,100	-	10,000	-	(61,100)	-	(61,100)
Other	173,746	-	255,353	-	81,607	-	81,607
Interest and fiscal costs on long-term debt	204,429	-	102,029	-	(102,400)	-	(102,400)
Total Governmental Activities	<u>2,278,271</u>	<u>337,401</u>	<u>425,947</u>	<u>726,158</u>	<u>(788,765)</u>	<u>-</u>	<u>(788,765)</u>
Business-Type Activities							
Sewer	<u>623,460</u>	<u>48,689</u>	<u>-</u>	<u>-</u>	<u>-</u>	<u>(574,771)</u>	<u>(574,771)</u>
TOTAL PRIMARY GOVERNMENT	<u>\$ 2,901,731</u>	<u>\$ 386,090</u>	<u>\$ 425,947</u>	<u>\$ 726,158</u>	(788,765)	(574,771)	(1,363,536)
General revenues							
Property taxes					2,262,548	15,000	2,277,548
Franchise taxes					11,447	-	11,447
Fiscal disparity tax					72,125	-	72,125
Unrestricted aids and payments from the state					10,245	-	10,245
Unrestricted net investment earnings					16,076	189	16,265
Miscellaneous							
Fines and forfeitures					15,479	-	15,479
Other					2,552	-	2,552
Capital contributions					<u>(599,062)</u>	<u>599,062</u>	<u>-</u>
Total General Revenues and Capital Contributions					<u>1,791,410</u>	<u>614,251</u>	<u>2,405,661</u>
CHANGE IN NET POSITION					1,002,645	39,480	1,042,125
NET POSITION – BEGINNING					<u>7,143,408</u>	<u>14,930,426</u>	<u>22,073,834</u>
NET POSITION – ENDING					<u>\$ 8,146,053</u>	<u>\$ 14,969,906</u>	<u>\$ 23,115,959</u>

(The accompanying notes are an integral part of these financial statements.)

Fund Financial Statements

CITY OF AFTON, MINNESOTA
BALANCE SHEET
GOVERNMENTAL FUNDS
December 31, 2020

	<u>General Fund</u>	<u>Street Improvement</u>	<u>City Infrastructure Improvement</u>	<u>Other Governmental Funds</u>	<u>Total</u>
ASSETS					
Cash and investments	\$ 1,271,308	\$ 699,240	\$ (90,545)	\$ 1,432,260	\$ 3,312,263
Taxes receivable – delinquent	31,412	-	-	-	31,412
Special assessments receivable	1,732,567	-	-	-	1,732,567
Due from other governmental units	32,034	-	-	-	32,034
Other receivables	266,768	-	-	-	266,768
Due from other funds	9,000	118,000	321,900	70,100	519,000
TOTAL ASSETS	<u>\$ 3,343,089</u>	<u>\$ 817,240</u>	<u>\$ 231,355</u>	<u>\$ 1,502,360</u>	<u>\$ 5,894,044</u>
LIABILITIES, DEFERRED INFLOWS OF RESOURCES, AND FUND BALANCES					
Liabilities					
Accounts payable	\$ 220,966	\$ -	\$ -	\$ -	\$ 220,966
Accrued expenses	12,534	-	-	-	12,534
Due to other funds	329,000	-	-	190,000	519,000
Customer deposits	25,088	-	-	-	25,088
Total Liabilities	587,588	-	-	190,000	777,588
Deferred Inflows of Resources					
Unavailable revenue - taxes	31,412	-	-	-	31,412
Unavailable revenue - special assessments	1,732,567	-	-	-	1,732,567
Unearned revenue - grants receivable	250,000	-	-	-	250,000
Total Deferred Inflows of Resources	2,013,979	-	-	-	2,013,979
Fund Balances					
Restricted	-	-	231,355	728,539	959,894
Unrestricted					
Assigned	404,832	817,240	-	583,821	1,805,893
Unassigned	336,690	-	-	-	336,690
Total Fund Balances	741,522	817,240	231,355	1,312,360	3,102,477
TOTAL LIABILITIES, DEFERRED INFLOWS OF RESOURCES, AND FUND BALANCES	<u>\$ 3,343,089</u>	<u>\$ 817,240</u>	<u>\$ 231,355</u>	<u>\$ 1,502,360</u>	<u>\$ 5,894,044</u>

(The accompanying notes are an integral part of these financial statements.)

CITY OF AFTON, MINNESOTA
RECONCILIATION OF THE GOVERNMENTAL FUNDS
BALANCE SHEET TO THE STATEMENT OF NET POSITION
December 31, 2020

TOTAL FUND BALANCES – GOVERNMENTAL FUNDS \$ 3,102,477

Amounts reported for the governmental activities in the statement of net position are different because:

Capital assets used in governmental activities are not financial resources; therefore, they are not reported as assets in the governmental funds:

General capital assets	\$ 15,189,908	
Accumulated depreciation	<u>(4,009,989)</u>	11,179,919

Other long-term assets (delinquent property taxes, special assessments) are not available to pay for current-period expenditures; therefore, they are considered deferred outflows of resources in the governmental funds until the amounts are received. Deferred outflows of resources at year-end consists of:

Unavailable revenue - property taxes	31,412	
Unavailable revenue - special assessments	<u>1,732,567</u>	1,763,979

Accrued severance pay is not due and payable with current financial resources; therefore, it is not reported as a liability in the governmental funds. (13,858)

Accrued interest on bonds is not recorded as a liability in the governmental funds; however, the statement of net position records this amount. Accrued interest at year-end is: (78,592)

Long-term debt payable is not due and payable in the current period; therefore, they are not reported as liabilities in the governmental funds. Long-term liabilities at year-end consist of:

Bonds and notes		(7,650,979)
-----------------	--	-------------

Some liabilities, including net pension obligations, are not due and payable in the current period; therefore, they are not reported in the governmental funds. (167,873)

Deferred outflows and inflows of resources related to pension are applicable to future periods; therefore, they are not reported in the governmental funds.

Deferred outflow of resources related to pensions of \$16,520 = \$8,853 deferred outflows of resources pension expense + \$7,667 deferred outflows of 2020 employer contributions related to pensions.		16,520
--	--	--------

Deferred inflows of resources related to pensions		<u>(5,540)</u>
---	--	----------------

TOTAL NET POSITION – GOVERNMENTAL ACTIVITIES **\$ 8,146,053**

(The accompanying notes are an integral part of these financial statements.)

CITY OF AFTON, MINNESOTA
STATEMENT OF REVENUES, EXPENDITURES, AND CHANGES IN FUND BALANCES
GOVERNMENTAL FUNDS
Year Ended December 31, 2020

	General Fund	Street Improvement	City Infrastructure Improvement	Other Governmental Funds	Total
REVENUES					
Taxes					
Property taxes	\$ 1,090,259	\$ 170,500	\$ 209,000	\$ 786,164	\$ 2,255,923
Franchise taxes	-	-	-	11,447	11,447
Special assessments	-	-	154,758	-	154,758
Licenses and permits	329,391	-	-	3,850	333,241
Intergovernmental	125,078	-	726,158	281,210	1,132,446
Charges for services	4,160	-	-	-	4,160
Fines and forfeits	15,479	-	-	-	15,479
Net investment earnings	4,163	3,418	4,192	4,303	16,076
Other	2,552	-	-	-	2,552
Total Revenues	<u>1,571,082</u>	<u>173,918</u>	<u>1,094,108</u>	<u>1,086,974</u>	<u>3,926,082</u>
EXPENDITURES					
Current					
General government	629,545	-	-	29,997	659,542
Public safety	329,302	-	-	102,445	431,747
Health	1,440	-	-	-	1,440
Public works	196,070	-	-	-	196,070
Sanitation	-	-	-	357	357
Culture and recreation	16,091	-	-	-	16,091
Other	2,130	-	-	227,829	229,959
Debt service					
Principal	-	-	2,092,000	535,000	2,627,000
Interest	-	-	60,586	141,625	202,211
Capital outlay	-	801,950	559,918	194,586	1,556,454
Total Expenditures	<u>1,174,578</u>	<u>801,950</u>	<u>2,712,504</u>	<u>1,231,839</u>	<u>5,920,871</u>
EXCESS (DEFICIENCY) OF REVENUES OVER EXPENDITURES	396,504	(628,032)	(1,618,396)	(144,865)	(1,994,789)
OTHER FINANCING SOURCES (USES)					
Bond issue proceeds	-	-	845,000	-	845,000
Loan proceeds	-	-	96,902	-	96,902
Transfers in	5,000	643,000	2,277,915	369,100	3,295,015
Transfers out	(324,000)	-	(2,481,015)	(490,000)	(3,295,015)
Net Other Financing Sources (Uses)	<u>(319,000)</u>	<u>643,000</u>	<u>738,802</u>	<u>(120,900)</u>	<u>941,902</u>
NET CHANGE IN FUND BALANCES	77,504	14,968	(879,594)	(265,765)	(1,052,887)
FUND BALANCES – BEGINNING	<u>664,018</u>	<u>802,272</u>	<u>1,110,949</u>	<u>1,578,125</u>	<u>4,155,364</u>
FUND BALANCES – ENDING	<u>\$ 741,522</u>	<u>\$ 817,240</u>	<u>\$ 231,355</u>	<u>\$ 1,312,360</u>	<u>\$ 3,102,477</u>

(The accompanying notes are an integral part of these financial statements.)

CITY OF AFTON, MINNESOTA
RECONCILIATION OF THE CHANGE IN FUND BALANCES OF
GOVERNMENTAL FUNDS TO THE STATEMENT OF ACTIVITIES
Year Ended December 31, 2020

NET CHANGE IN FUND BALANCES – TOTAL GOVERNMENTAL FUNDS \$ (1,052,887)

Amounts reported for the governmental activities in the statement of activities are different because:

Capital assets are reported as expenditures in governmental funds. However, in the statement of activities the cost of capital assets is allocated over their estimated useful lives as depreciation expense. In the current period, these amounts are:

Capital outlay	\$ 1,075,194	
Depreciation	<u>(656,655)</u>	418,539

Interest on long-term debt is not recognized until due in the governmental funds. In the statement of activities, interest is recognized as it accrues. This adjustment is the difference in accrued interest payable between the prior year and the current year.

Accrued interest payable - December 31, 2020	(78,592)	
Accrued interest payable - December 31, 2019	<u>76,374</u>	(2,218)

Delinquent property taxes receivable will be collected, but are not available soon enough to pay for the current period's expenditures; therefore, they are deferred inflows of resources. This amount represents the change in deferred inflows of resources in the current period.

Unavailable taxes - December 31, 2020	31,412	
Unavailable taxes - December 31, 2019	<u>(24,787)</u>	6,625

Revenues in the statement of activities that do not provide current financial resources are not reported as revenues in the funds. This amount represents the change in unearned revenue in the current period.

Unavailable taxes - special assessments - December 31, 2020	1,732,567	
Unavailable taxes - special assessments - December 31, 2019	<u>(1,785,296)</u>	(52,729)

The issuance of long-term debt (e.g., bonds) provides current financial resources to governmental funds, while the repayment of the principal of long-term debt consumes the current financial resources of governmental funds. Neither transaction, however, has any effect on net assets. Also, governmental funds report the effect of premiums, discounts, and similar items when debt is first issued, whereas these amounts are deferred and amortized in the statement of activities. This amount is the net effect of these differences in the treatment of long-term debt and related items:

Bond proceeds	(845,000)	
Notes proceeds	(96,902)	
Principal payments on long-term debt	<u>2,627,000</u>	1,685,098

In the statement of activities, accrued compensated absences are measured by the amounts earned during the year. In the governmental funds, however, expenditures for these items are measured by the amount paid during the year:

Compensated absences - December 31, 2020	(13,858)	
Compensated absences - December 31, 2019	<u>13,720</u>	(138)

Governmental funds report City pension contributions as expenditures. However, in the statement of activities, the cost of pension benefits earned net of employee contributions is reported as pension expense:

Net pension liability - December 31, 2020	(167,873)	
Net pension liability - December 31, 2019	154,806	
Deferred outflows of resources - December 31, 2020	16,520	
Deferred outflows of resources - December 31, 2019	(32,526)	
Deferred inflows of resources - December 31, 2020	(5,540)	
Deferred inflows of resources - December 31, 2019	<u>34,968</u>	<u>355</u>

CHANGE IN NET POSITION – GOVERNMENTAL ACTIVITIES **\$ 1,002,645**

(The accompanying notes are an integral part of these financial statements.)

CITY OF AFTON, MINNESOTA
STATEMENT OF NET POSITION
PROPRIETARY FUNDS
December 31, 2020

	Sewer
ASSETS	
Current Assets	
Cash and investments	\$ 35,263
Noncurrent Assets	
Capital assets being depreciated, net	14,934,643
Total Assets	14,969,906
LIABILITIES	
Current Liabilities	
Accounts payable	\$ -
EXCESS OF TOTAL ASSETS OVER TOTAL LIABILITIES	\$ 14,969,906
NET POSITION	
Net investment in capital assets	\$ 14,934,643
Unrestricted	35,263
TOTAL NET POSITION	\$ 14,969,906

(The accompanying notes are an integral part of these financial statements.)

CITY OF AFTON, MINNESOTA
STATEMENT OF REVENUES, EXPENSES, AND CHANGES IN FUND NET POSITION
PROPRIETARY FUNDS
Year Ended December 31, 2020

	Sewer
OPERATING REVENUES	
Charges for services	\$ 48,689
OPERATING EXPENSES	
Insurance	5,967
Utilities	15,551
Contract services	30,653
Professional fees	18,105
Depreciation	551,276
Miscellaneous	1,908
Total Operating Expenses	623,460
OPERATING LOSS	(574,771)
NONOPERATING REVENUES (EXPENSES)	
Property taxes	15,000
Net investment earnings	189
Net Nonoperating Revenues (Expenses)	15,189
NET LOSS BEFORE TRANSFERS AND CAPITAL CONTRIBUTIONS	(559,582)
CAPITAL CONTRIBUTIONS AND TRANSFERS	
Capital Contributions	599,062
CHANGE IN NET POSITION	39,480
TOTAL NET POSITION – BEGINNING	14,930,426
TOTAL NET POSITION – ENDING	\$ 14,969,906

(The accompanying notes are an integral part of these financial statements.)

CITY OF AFTON, MINNESOTA
STATEMENT OF CASH FLOWS
PROPRIETARY FUNDS
Year Ended December 31, 2020

	Sewer
CASH FLOWS FROM OPERATING ACTIVITIES	
Receipts from customers	\$ 48,689
Payments to suppliers	(74,579)
Other payments	(1,908)
Net Cash Used by Operating Activities	(27,798)
CASH FLOWS FROM NONCAPITAL FINANCING ACTIVITIES	
Payments to other funds	-
Payments from other funds	-
Transfers to other funds	-
Transfers from other funds	-
Receipts from property taxes	15,000
Special assessments	-
Net Cash Provided by Noncapital Financing Activities	15,000
CASH FLOWS FROM INVESTING ACTIVITIES	
Interest and dividends	189
	189
NET DECREASE IN CASH AND CASH EQUIVALENTS	(12,609)
CASH AND CASH EQUIVALENTS – BEGINNING	47,872
CASH AND CASH EQUIVALENTS – ENDING	\$ 35,263
RECONCILIATION OF OPERATING LOSS TO NET CASH USED BY OPERATING ACTIVITIES	
Operating loss	\$ (574,771)
Adjustments to reconcile operating loss to net cash used by operating activities	
Depreciation expense	551,276
Net operating changes in Accounts payable	(4,303)
	(4,303)
NET CASH USED BY OPERATING ACTIVITIES	\$ (27,798)

(The accompanying notes are an integral part of these financial statements.)

CITY OF AFTON, MINNESOTA
STATEMENT OF FIDUCIARY NET POSITION
December 31, 2020

	Agency Funds
	MN
	Investment
	Fund
ASSETS	
Cash and cash equivalents	\$ 109,815
 NET POSITION	
Amounts held for others	\$ 109,815

STATEMENT OF CHANGES IN FIDUCIARY NET POSITION
Year Ended December 31, 2020

	MN
	Investment
	Fund
ADDITIONS	
Investment income	\$ 490
 SUBTRACTIONS	
	-
 CHANGE IN FIDUCIARY NET POSITION	490
 FIDUCIARY NET POSITION - BEGINNING OF YEAR	109,325
 FIDUCIARY NET POSITION - END OF YEAR	\$ 109,815

(The accompanying notes are an integral part of these financial statements.)

CITY OF AFTON, MINNESOTA
NOTES TO THE FINANCIAL STATEMENTS
December 31, 2020

NOTE 1 – NATURE OF REPORTING ENTITY AND SUMMARY OF SIGNIFICANT ACCOUNTING POLICIES

Reporting Entity

The City has a mayor-council form of government. A mayor and four council members are elected by the voters of the City. For financial reporting purposes, the City's financial statements include all funds, account groups, departments, agencies, boards, commissions, and other component units for which the City is considered to be financially accountable.

This report includes all of the funds of the City of Afton. The reporting entity of the City consists of the primary government, organizations for which the primary government is financially accountable, and other organizations for which the nature and significance of their relationship with the primary government are such that their exclusion would cause the reporting entity's financial statements to be misleading or incomplete. A legally separate organization should be reported as a component unit if the elected officials of the primary government are financially accountable to the organization. The primary government is financially accountable if it appoints a voting majority of the organization's governing body and it is able to impose its will on that organization, or there is a potential for the organization to provide specific financial benefits to or burdens on the primary government. The primary government may be financially accountable if an organization is fiscally dependent on the primary government. A legally separate tax exempt organization should be reported as a component unit of a reporting entity if all of the following criteria are met: (1) the economic resources received or held by the separate organization are entirely or almost entirely for the direct benefit of the primary government, its component units, or its constituents; (2) the primary government is entitled to, or has the ability to otherwise access, a majority of the economic resources received or held by the separate organization and (3) the economic resources received or held by an individual organization that the specific primary government, or its component units, is entitled to, or has the ability to otherwise access, are significant to that primary government. Blended component units, although legally separate entities are, in substance, part of the government's operations and are reported with similar funds of the primary government. Each discretely presented component unit is reported in a separate column in the government-wide financial statements to emphasize that it is legally separate from the primary government. Based on this criteria, there are no organizations considered to be component units of the City.

CITY OF AFTON, MINNESOTA
NOTES TO THE FINANCIAL STATEMENTS
December 31, 2020

NOTE 1 – NATURE OF REPORTING ENTITY AND SUMMARY OF SIGNIFICANT ACCOUNTING POLICIES (Continued)

The following represents the significant accounting policies used by the City:

Government-Wide and Fund Financial Statements

Government-Wide Financial Statements

The statement of net position and the statement of activities report information about the reporting government as a whole. They include all funds of the reporting entity except for fiduciary funds. Governmental activities, which are supported mostly by taxes and intergovernmental revenues, are reported separately from business-type activities, which rely to a significant extent on user fees and charges. The financial data of the City's component units is discretely presented in a separate column in the combined financial statements to emphasize that they are legally separate from the City. For the most part, the effect of interfund activity has been removed from these statements.

The statement of activities demonstrates the degree to which the direct expenses of a given function or segment is offset by program revenues. Direct expenses are those that are clearly identifiable with a specific function or segment. Program revenues include charges to those who purchase, use, or directly benefit from goods, services, or privileges provided by a given function or segment and grants and contributions that are restricted to meeting the operational or capital requirements of a particular function or segment. Taxes and other items not included among program revenues are reported instead as general revenues.

Fund Financial Statements

The financial statements of the City are organized on the basis of funds, each of which is considered a separate accounting entity. Each fund is accounted for by providing a separate set of self-balancing accounts, which constitute its assets, liabilities, net position/fund equity, revenues, and expenditure/expenses.

Separate financial statements are provided for governmental funds and proprietary funds. Major individual governmental funds and major individual enterprise funds are reported in separate columns in the fund financial statements. All remaining funds are aggregated and reported as nonmajor funds.

CITY OF AFTON, MINNESOTA
NOTES TO THE FINANCIAL STATEMENTS
December 31, 2020

NOTE 1 – NATURE OF REPORTING ENTITY AND SUMMARY OF SIGNIFICANT ACCOUNTING POLICIES (Continued)

Government-Wide and Fund Financial Statements (Continued)

Fund Financial Statements (Continued)

Funds are organized as major funds or nonmajor funds within the governmental and proprietary statements. An emphasis is placed on major funds within the governmental and proprietary categories. A fund is considered major if it is the primary operating fund of the City or meets the following criteria:

1. Total assets, liabilities, revenues, or expenditures/expenses of that individual governmental or enterprise fund are at least 10% of the corresponding total for all funds of that category or type, and
2. The same element of the individual governmental fund or enterprise fund that met the 10% test is at least 5% of the corresponding total for all governmental and enterprise funds combined.
3. In addition, any other governmental or enterprise fund that the City believes is particularly important to financial statement users may be reported as a major fund.

The City reports the following types of funds:

Governmental Funds

General Fund – used to account for the City’s primary operating activities. It is used to account for all financial resources and transactions, except those required to be accounted for in another fund. The general fund is a major fund.

Special Revenue Funds – used to account for the proceeds of certain specific revenue sources that are legally restricted to expenditures for specific purposes. The City’s major special revenue fund and its purpose is as follows:

Street Improvement Fund – used to account for grant monies, taxes and transfers from the general fund for the purpose of funding street improvement projects.

Capital Project Funds – used to account for the financial resources to be used for the acquisition or construction of major capital facilities (other than those financed by proprietary funds). The City’s major capital projects fund and its purpose is as follows:

City Infrastructure Improvement Fund – used to account for grant monies from the Minnesota DNR, taxes and transfers from the general fund for the purpose of purchasing land, and other costs for a joint flood hazard mitigation project and the City’s downtown improvement projects.

CITY OF AFTON, MINNESOTA
NOTES TO THE FINANCIAL STATEMENTS
December 31, 2020

NOTE 1 – NATURE OF REPORTING ENTITY AND SUMMARY OF SIGNIFICANT ACCOUNTING POLICIES (Continued)

Government-Wide and Fund Financial Statements (Continued)

Fund Financial Statements (Continued)

Funds are organized as major funds or nonmajor funds within the governmental and proprietary statements. An emphasis is placed on major funds within the governmental and proprietary categories. A fund is considered major if it is the primary operating fund of the City or meets the following criteria:

1. Total assets, liabilities, revenues, or expenditures/expenses of that individual governmental or enterprise fund are at least 10% of the corresponding total for all funds of that category or type, and
2. The same element of the individual governmental fund or enterprise fund that met the 10% test is at least 5% of the corresponding total for all governmental and enterprise funds combined.
3. In addition, any other governmental or enterprise fund that the City believes is particularly important to financial statement users may be reported as a major fund.

The City reports the following types of funds:

Governmental Funds

General Fund – used to account for the City’s primary operating activities. It is used to account for all financial resources and transactions, except those required to be accounted for in another fund. The general fund is a major fund.

Special Revenue Funds – used to account for the proceeds of certain specific revenue sources that are legally restricted to expenditures for specific purposes. The City’s major special revenue fund and its purpose is as follows:

Street Improvement Fund – used to account for grant monies, taxes and transfers from the general fund for the purpose of funding street improvement projects.

Capital Project Funds – used to account for the financial resources to be used for the acquisition or construction of major capital facilities (other than those financed by proprietary funds). The City’s major capital projects fund and its purpose is as follows:

City Infrastructure Improvement Fund – used to account for grant monies from the Minnesota DNR, taxes and transfers from the general fund for the purpose of purchasing land, and other costs for a joint flood hazard mitigation project and the City’s downtown improvement projects.

CITY OF AFTON, MINNESOTA
NOTES TO THE FINANCIAL STATEMENTS
December 31, 2020

NOTE 1 – NATURE OF REPORTING ENTITY AND SUMMARY OF SIGNIFICANT ACCOUNTING POLICIES (Continued)

Measurement Focus, Basis of Accounting, and Financial Statement Presentation (Continued)
Fund Financial Statements

Governmental fund financial statements are reported using the current financial resources measurement focus and the modified accrual basis of accounting. This measurement focus concentrates on the fund's resources available for spending currently or in the near future. Only transactions and events affecting the fund's current financial resources during the period are reported. Revenues are recorded when they are both measurable and available. Revenues are considered to be measurable when the amount of the transaction can be determined and are considered to be available when they are collectible within the current period or soon enough thereafter to be used to pay liabilities for the current period. For this purpose, the City considers revenues, except reimbursement grants, to be available if they are collected within 60 days of the end of the current fiscal period. Reimbursement grants are considered available if they are collected within one year of the end of the current fiscal period. Expenditures generally are recorded when the related fund liability is incurred, except for unmatured interest on long-term debt, claims, judgments, compensated absences, and pension expenditures, which are recorded as a fund liability when expected to be paid with expendable available financial resources.

Property taxes, sales and excise taxes, franchise taxes, special assessments, licenses, charges for services, and interest associated with the current fiscal period are all considered to be susceptible to accrual and have been recognized as revenues of the current fiscal period. All other revenue items are considered to be measurable and available only when cash is received by the government.

Unavailable revenue, a deferred inflow of resources, arises on the balance sheets of the governmental funds when potential revenue does not meet both the measurable and available criteria for recognition in the current period. This unavailable revenue consists primarily of uncollected property taxes and assessments not deemed available to finance operation of the current period.

Proprietary fund financial statements are reported using the economic resources measurement focus and the accrual basis of accounting, as described previously in this note.

Proprietary funds distinguish operating revenues and expenses from non-operating items. Operating revenues and expenses generally result from providing services and producing and delivering goods in connection with a proprietary fund's principal ongoing operations. The principal operating revenues of the water, sewer, and liquor funds are charges to customers for sales and services. Operating expenses for enterprise funds include the cost of sales and services, administrative expenses, and depreciation on capital assets. All revenues and expenses not meeting this definition are reported as non-operating revenues and expenses.

CITY OF AFTON, MINNESOTA
NOTES TO THE FINANCIAL STATEMENTS
December 31, 2020

NOTE 1 – NATURE OF REPORTING ENTITY AND SUMMARY OF SIGNIFICANT ACCOUNTING POLICIES (Continued)

Use of Estimates

The preparation of financial statements in conformity with generally accepted accounting principles requires management to make estimates and assumptions that affect the reported amounts of assets and liabilities and disclosure of contingent assets and liabilities at the date of the financial statements and the reported amounts of revenues and expenditures/expenses during the reporting period. Actual results could differ from those estimates.

Cash and Investments (Including Cash Equivalents)

Available cash balances from all funds are pooled and invested in accordance with Minnesota Statutes. Each fund's share of the pool is shown on the financial statements as "cash and investments." For reporting purposes, petty cash and change funds are also considered cash and cash equivalents. For the purposes of the statement of cash flows, the City considers all highly liquid investments with an initial maturity of three months or less to be cash equivalents. Certificates of deposit are valued at cost plus reinvested dividends, and other investments are stated at fair value, which is the amount at which an investment could be exchanged in a current transaction between willing parties. Fair values are based on quoted market prices. Adjustments necessary to record all investments at fair value are recorded in the operating statement as increases or decreases in investment income.

Receivables

In the government-wide financial statements, accounts receivable consist of all revenues earned at year-end and not yet received. These amounts include charges for services rendered or for goods and material provided by the City, including amounts for unbilled services. No substantial losses are anticipated from present receivable balances. Therefore, no allowance for uncollectible accounts is deemed necessary. Receivables are also recognized for property taxes, assessments, accrued interest, and intergovernmental grants. In the governmental fund financial statements, receivables are recorded when they are both measurable and available.

Taxes and tax increments receivable consist of uncollected taxes levied and payable in prior years. In the governmental fund financial statements, these receivables are deferred to indicate they are not available to finance expenditures of the current fiscal period.

Due from Other Governments

Due from other governments includes amounts due from grantors for grants related to specific financial assistance programs and amounts due from the County for December property tax settlements. Program grants are recorded as receivables and revenues at the time reimbursable project costs are incurred.

CITY OF AFTON, MINNESOTA
NOTES TO THE FINANCIAL STATEMENTS
December 31, 2020

NOTE 1 – NATURE OF REPORTING ENTITY AND SUMMARY OF SIGNIFICANT ACCOUNTING POLICIES (Continued)

Capital Assets

Government-Wide Financial Statements

Capital assets which include property, plant, equipment, and infrastructure (i.e. roads, bridges, sidewalks, and similar items) are reported in the applicable governmental or business-type activities columns in the government-wide financial statements. Capital assets are defined by the City as assets with an initial cost of more than \$5,000 for governmental funds. The threshold for business-type activity funds is based on the discretion of the City. All capital assets are recorded at historical cost or estimated historical cost if purchased or constructed. Donated capital assets are recorded at estimated fair market value at the date of donation.

Capital assets are depreciated using the straight-line method over their estimated useful lives. Since surplus assets are sold for an immaterial amount when declared as no longer needed by the City, no salvage value is taken into consideration for depreciation purposes. Useful lives vary from 20 to 50 years for land improvements and buildings and 5 to 15 years for equipment.

Capital assets not being depreciated include land and construction in progress, if any.

Fund Financial Statements

In the fund financial statements, capital assets used in governmental fund operations are accounted for as capital outlay expenditures of the governmental fund upon acquisition. Capital assets used in proprietary fund operations are accounted for the same way as in the government-wide financial statements.

Compensated Absences

It is the City's policy that all regular full-time and certain part-time employees are entitled to vacation time with pay based upon length of continuous service, with a maximum annual accrual of 160 hours (20 days) per year. Employees may accrue vacation leave up to a maximum of one-and-a-half times the employee's annual accrual rate. Upon termination, employees are compensated for unused vacation leave.

Accumulated unpaid vested vacation leave is accrued when incurred in the business-type activities in the government-wide and fund financial statements. Such amounts are not accrued in the governmental funds' fund financial statements, but are recorded in the governmental activities in the government-wide financial statements.

The liability for accrued compensated absences is \$13,858 as of December 31, 2020.

CITY OF AFTON, MINNESOTA
NOTES TO THE FINANCIAL STATEMENTS
December 31, 2020

NOTE 1 – NATURE OF REPORTING ENTITY AND SUMMARY OF SIGNIFICANT ACCOUNTING POLICIES (Continued)

Long-Term Obligations

Government-Wide Financial Statements

All long-term debt obligations to be repaid from governmental and business-type resources are reported as liabilities in the government-wide statement of net position. Bond premiums and discounts are deferred and amortized over the life of the bond using the straight-line method. Bonds payable are reported net of the applicable bond premium or discount. Bond issuance costs are expensed when incurred.

Fund Financial Statements

Long-term debt obligations for governmental funds are not reported as liabilities in the fund financial statements. The face value of debt obligations is reported as other financing sources and payments of principal and interest are reported as expenditures. Premiums received on debt issuances are reported as other financing sources, while discounts on debt issuances are reported as other financing uses. Issuance costs, whether or not withheld from the actual debt proceeds received, are reported as debt service expenditures. The accounting in proprietary funds' fund financial statements is the same as it is in the government-wide financial statements.

Deferred Outflows/Inflows of Resources

In addition to assets, the statement of financial position will sometimes report a separate section for deferred outflows of resources. This separate financial statement element, deferred outflows of resources, represents a consumption of net position that applies to a future period(s) and so will not be recognized as an outflow of resources (expense/expenditure) until then. The City has only one type of item that qualifies for reporting in this category. It is a combination of actuarial valuations of the pension plans and employer contributions to the plan from July through December of the current fiscal period.

In addition to liabilities, the statement of financial position will sometimes report a separate section for deferred inflows of resources. This separate financial statement element, deferred inflows of resources, represents an acquisition of net position that applies to a future period(s) and so will not be recognized as an inflow of resources (revenue) until that time. The City has two types of items that qualify for reporting in this category. The first type, unavailable revenue, is reported only in the governmental funds balance sheet as it arises only under the modified accrual basis of accounting, where revenues are not recognized until available (collected not later than 60 days after the end of the City's year). The governmental funds report unavailable revenues from property taxes as these amounts are deferred and will be recognized as an inflow of resources in the period that the amounts become available. The second type of item relates to actuarial valuations of the pension plans.

CITY OF AFTON, MINNESOTA
NOTES TO THE FINANCIAL STATEMENTS
December 31, 2020

NOTE 1 – NATURE OF REPORTING ENTITY AND SUMMARY OF SIGNIFICANT ACCOUNTING POLICIES (Continued)

Equity Classifications

Government-Wide Financial Statements

Equity is classified as net position and displayed in three components:

1. Net investment in capital assets – consists of capital assets including restricted capital assets, net of accumulated depreciation and reduced by the outstanding balances of any bonds, mortgages, notes, or other borrowings that are attributable to the acquisition, construction, or improvement of those assets less any unspent debt proceeds.
2. Restricted – consists of net position with constraints placed on their use by either external groups such as creditors, grantors or contributors, or laws or regulations of other governments, or law through constitutional provisions or enabling legislation.
3. Unrestricted – consists of all other net position that does not meet the definition of “restricted” or “net investment in capital assets”.

When both restricted and unrestricted resources are available for use, it is the City’s policy to use restricted resources first, then unrestricted resources as they are needed.

Fund Financial Statements

Governmental fund equity is classified as fund balance. In accordance with Governmental Accounting Standards Board Statement No. 54 *Fund Balance Reporting and Governmental Fund Type Definitions*, the City classifies governmental fund balance as follows:

1. Nonspendable – includes fund balance amounts that cannot be spent either because they are not in spendable form or because legal or contractual requirements mandate funds be maintained intact.
2. Restricted – includes fund balance amounts with constraints placed on their use by either external groups such as creditors, grantors or contributors, or laws or regulations of other governments, or imposed by law through constitutional provisions or enabling legislation.

CITY OF AFTON, MINNESOTA
NOTES TO THE FINANCIAL STATEMENTS
December 31, 2020

NOTE 1 – NATURE OF REPORTING ENTITY AND SUMMARY OF SIGNIFICANT ACCOUNTING POLICIES (Continued)

Equity Classifications (Continued)
Fund Financial Statements (Continued)

3. Unrestricted
 - a. Committed – includes fund balance amounts that are constrained for specific purposes that are internally imposed by the government through formal action at the highest level of decision making authority. The City Council through a formal action (ordinance or resolution) commits fund balance amounts for the City. This formal action must occur prior to the end of the reporting period, but the amount of the commitment, which is subject to constraints, may be determined in a subsequent period. Any changes to the constraints imposed require the same formal action of the City that originally created the commitment.
 - b. Assigned – includes spendable fund balance amounts that are intended to be used for specific purposes that are not considered restricted or committed. Fund balance is assigned through formal action (ordinance or resolution) by the City Council for specific purposes. Assignments may take place after the end of the reporting period.
 - c. Unassigned – includes residual positive fund balance amounts within the general fund which have not been classified within the other above mentioned categories. Unassigned fund balance may also include negative balances for any other governmental fund if expenditures exceed amounts restricted, committed, or assigned for those purposes.

The City considers restricted amounts to be spent first when both restricted and unrestricted fund balances are available unless there are legal documents/contracts that prohibit doing this, such as in grant agreements requiring dollar for dollar spending. Additionally, the City would first use committed, then assigned, and lastly unassigned amounts of unrestricted fund balances when expenditures are made.

Proprietary fund equity is classified the same as in the government-wide financial statements.

CITY OF AFTON, MINNESOTA
NOTES TO THE FINANCIAL STATEMENTS
December 31, 2020

NOTE 1 – NATURE OF REPORTING ENTITY AND SUMMARY OF SIGNIFICANT ACCOUNTING POLICIES (Continued)

Interfund Transactions

Interfund services provided and used are accounted for as revenues and expenditures. Transactions that constitute reimbursements to a fund for expenditures/expenses initially made from it that are properly applicable to another fund, are recorded as expenditures/expenses in the reimbursing fund and as reductions of expenditures/expenses in the fund that is reimbursed. Interfund loans are reported as due to/due from other funds, offsetting the movement of cash between funds. All other interfund transactions are reported as transfers.

Pensions

For purposes of measuring the net pension liability, deferred outflows/inflows of resources and pension expense, information about the fiduciary net position of the Public Employees Retirement Association (PERA), and additions to/deductions from PERA's fiduciary net position have been determined on the same basis as they are reported by PERA except that PERA's fiscal year is June 30. For this purpose, plan contributions are recognized as of employer payroll paid dates and benefit payments and refunds are recognized when due and payable in accordance with the benefit terms. Investments are reported at fair value.

Total Columns

Total columns on the financial statements are presented only to facilitate financial analysis. Data in these columns do not present financial position, results of operations, or cash flow in conformity with generally accepted accounting principles.

NOTE 2 – STEWARDSHIP, COMPLIANCE, AND ACCOUNTABILITY

Budgetary Information

GASB Statement No. 34 requires that budget vs. actual information be presented for the general fund and all budgeted major special revenue funds. Budget vs. actual information can be found in the required supplementary information following this report.

CITY OF AFTON, MINNESOTA
NOTES TO THE FINANCIAL STATEMENTS
December 31, 2020

NOTE 3 – DEPOSITS AND INVESTMENTS

Deposits

Minnesota Statutes authorize the City to deposit its cash and to invest in certificates of deposit in financial institutions designated by the City Council.

Minnesota Statutes require that all deposits be protected by insurance, surety bond, or collateral. Deposits in each local area bank are insured by the FDIC up to specified limits. All financial institutions acting as a depository for the City are required to pledge collateral to secure all City funds over and above amounts guaranteed by the FDIC. The market value of collateral pledged must equal 110% of the deposits not covered by insurance or corporate surety bonds. Authorized collateral includes: U.S. government treasury bills, notes, or bonds; issues of a U.S. government agency; general obligations of a state or local government rated “A” or better; revenue obligations of a state or local government rated “AA” or better; irrevocable standby letter of credit issued by a Federal Home Loan Bank and time deposits insured by a federal agency. *Minnesota Statutes* require securities pledged as collateral be held in safekeeping in a restricted account at the Federal Reserve Bank or at an account at a trust department of a commercial bank or other financial institution not owned or controlled by the depository.

Custodial Credit Risk – the risk that in the event of a financial institution failure the City’s deposits may not be returned to it. The City’s deposit policy for custodial credit risk follows *Minnesota Statutes* for deposits, and states the City will obtain collateral or bonds for all uninsured amounts. As of December 31, 2020, all of the bank balance was covered by federal depository insurance or by collateral held by the City’s agent in the City’s name; therefore, the City is not exposed to custodial credit risk.

Investments

Investment of the City funds is restricted by state statutes. Available investments are limited to:

- Governmental bonds, notes, bills, mortgages (excluding high-risk mortgage-backed securities), and other securities, which are direct obligations or are guaranteed or insured issues by the United States, its agencies, its instrumentalities or organizations created by an act of Congress
- General obligations of any state or local government rated “A” or better by a national bond rating service
- Revenue obligations of any state or local government rated “AA” or better by a national bond rating service
- General obligations of the Minnesota Housing Finance Agency rated “A” or better by a national bond rating agency
- Commercial paper issued by United States corporations or their Canadian subsidiaries that is rated in the highest quality category by at least two nationally recognized rating agencies and matures in 270 days or less

CITY OF AFTON, MINNESOTA
NOTES TO THE FINANCIAL STATEMENTS
December 31, 2020

NOTE 3 – DEPOSITS AND INVESTMENTS (Continued)

Investments (Continued)

- Time deposits that are fully insured by the Federal Deposit Insurance Corporation or bankers' acceptances of United States banks
- General obligation temporary bonds of the same governmental entity issued under Minnesota Statutes 429.091, subd. 7, 469.178, subd. 5 or 475.61, subd. 6
- Repurchase agreements consisting of collateral allowable in Minnesota Statutes 118A.04, and reverse purchase agreements and securities lending agreements with financial institutions qualified as a "depository" of public funds of the government entity; with any other financial institution which is a member of the Federal Reserve System and whose combined capital and surplus equals or exceeds \$10,000,000; a primary reporting dealer in U.S. government securities to the Federal Reserve Bank of New York or certain Minnesota securities broker-dealers; reverse agreements may only be entered into for a period of 90 days or less and only to meet short-term cash flow needs
- Shares of investment companies registered under the Federal Investment Company Act of 1940 that either (1) holds itself out as a money market fund and is rated in one of the two highest rating categories for money market funds by at least one nationally recognized statistical rating organization or (2) whose shares are registered under the Federal Securities Act of 1933, receives the highest credit rating and is rated in one of the two highest risk rating categories by at least one nationally recognized statistical rating organization, and is invested in financial instruments with a final maturity no longer than 13 months
- Guaranteed investment contracts that are issued or guaranteed by United States commercial banks, domestic branches of foreign banks, United States insurance companies or their Canadian subsidiaries, or the domestic affiliates of any of the foregoing if similar debt obligations of the issuer are rated in one of the two highest categories by a nationally recognized rating agency

The City's investments consist of money market funds held in the Minnesota Municipal Money Market Fund.

The investments of the City are exposed to various risks as follows:

Interest Rate Risk – the risk that changes in interest rates will adversely affect the fair value of an investment. The City does not have a formal investment policy. The City's policy for managing exposure to fair value loss arising from increasing interest rates is to comply with MN statutes.

CITY OF AFTON, MINNESOTA
NOTES TO THE FINANCIAL STATEMENTS
December 31, 2020

NOTE 3 – DEPOSITS AND INVESTMENTS (Continued)

Investments (Continued)

Credit Risk – the risk that an issuer or other counterparty to an investment will not fulfill its obligation. Obligations of the U.S. government or obligations explicitly guaranteed by the U.S. government are not considered to have credit risk and do not require disclosure of credit quality per GASB Statement No. 40. The City’s investments in money market and certificates of deposit are not rated.

Concentration of Credit Risk – the risk of loss attributed to the magnitude of a government’s investment in a single issuer. The City places no limit on the amount that the City may invest in any one issuer.

The cash and investments are presented in the financial statements as follows:

	Government- Wide	Fiduciary Fund
Cash		
Petty cash	\$ 609	\$ -
MN 4M fund	3,311,654	35,263
TOTAL	\$ 3,312,263	\$ 35,263

NOTE 4 – PROPERTY TAXES AND SPECIAL ASSESSMENTS

Property Taxes

Property tax levies are set by the council in December of each year and are certified to Washington County for collection in the following year. In Minnesota, counties act as collection agencies for all property taxes. The county spreads all levies over assessable property. Such taxes become a lien on January 1 and are recorded as receivables by the City at that date. Property taxes must be paid by taxpayers in two equal installments, on May 15 and October 15. The County is required to distribute collections to the City three times each year.

In the government-wide financial statements, revenues are accrued and recognized in the year collectible, net of delinquencies. Taxes which remain unpaid at year-end are delinquent. In the governmental fund financial statements, delinquent taxes are fully offset by deferred inflows of resources because they are not available to finance current expenditures. Collections made by the County through the end of the year and remitted to the City within 60 days after year-end are recognized as revenue and the remainder is deferred. City property tax revenues are recognized in the year received.

CITY OF AFTON, MINNESOTA
NOTES TO THE FINANCIAL STATEMENTS
December 31, 2020

NOTE 4 – PROPERTY TAXES AND SPECIAL ASSESSMENTS (Continued)

Special Assessments

Special assessments are levied against the benefited properties for the assessable costs of improvement projects in accordance with Minnesota Statutes. Assessments are collectible over a term of years at an interest rate established by the City Council.

NOTE 5 – CAPITAL ASSETS

Activity in capital assets for the City was as follows:

	<u>Balance 2019</u>	<u>Additions</u>	<u>Removals</u>	<u>Balance 2020</u>
Governmental Activities				
Capital assets not being depreciated				
Land	\$ 2,125,373	\$ 470,101	\$ -	\$ 2,595,474
Capital assets being depreciated				
Roads, bridges, pathways	9,332,065	515,310	-	9,847,375
Downtown improvements	1,860,684	33,570	-	1,894,254
Buildings and improvements	439,311	30,060	-	469,371
Park equipment and improvements	185,201	-	-	185,201
Furniture and equipment - city hall	25,229	26,153	-	51,382
Equipment - public works	146,851	-	-	146,851
	<u>11,989,341</u>	<u>605,093</u>	<u>-</u>	<u>12,594,434</u>
Accumulated depreciation for				
Roads, bridges, pathways	(2,929,243)	(502,403)	-	(3,431,646)
Downtown improvements	(179,644)	(94,713)	-	(274,357)
Buildings and improvements	(147,722)	(24,894)	-	(172,616)
Park equipment and improvements	(70,522)	(16,917)	-	(87,439)
Furniture and equipment - city hall	(10,835)	(7,360)	-	(18,195)
Equipment - public works	(15,368)	(10,368)	-	(25,736)
	<u>(3,353,334)</u>	<u>(656,655)</u>	<u>-</u>	<u>(4,009,989)</u>
Total capital assets being depreciated, net	<u>8,636,007</u>	<u>(51,562)</u>	<u>-</u>	<u>8,584,445</u>
GOVERNMENTAL ACTIVITIES, NET	<u>\$ 10,761,380</u>	<u>\$ 418,539</u>	<u>\$ -</u>	<u>\$ 11,179,919</u>

CITY OF AFTON, MINNESOTA
NOTES TO THE FINANCIAL STATEMENTS
December 31, 2020

NOTE 5 – CAPITAL ASSETS (Continued)

	<u>Balance 2019</u>	<u>Additions</u>	<u>Removals</u>	<u>Balance 2020</u>
Business-Type Activities				
Capital assets being depreciated				
Infrastructure	\$ 15,939,218	\$ 599,062	\$ -	\$ 16,538,280
Accumulated depreciation for				
Infrastructure	<u>(1,052,361)</u>	<u>(551,276)</u>	<u>-</u>	<u>(1,603,637)</u>
Total capital assets being depreciated, net	<u>14,886,857</u>	<u>47,786</u>	<u>-</u>	<u>14,934,643</u>
BUSINESS-TYPE ACTIVITIES, NET	<u>\$ 14,886,857</u>	<u>\$ 47,786</u>	<u>\$ -</u>	<u>\$ 14,934,643</u>

Depreciation expense was charged to the following functions or programs as follows:

Governmental Activities		
General government		\$ 119,607
Administration		16,931
Public works		503,200
Culture and recreation		<u>16,917</u>
TOTAL		<u>\$ 656,655</u>
Business-Type Activities		
SEWER		<u>\$ 551,276</u>

CITY OF AFTON, MINNESOTA
NOTES TO THE FINANCIAL STATEMENTS
December 31, 2020

NOTE 6 – LONG-TERM OBLIGATIONS

The City’s long-term debt obligations activity was as follows:

	<u>Balance 2019</u>	<u>Increases</u>	<u>Decreases</u>	<u>Balance 2020</u>	<u>Due Within One Year</u>
Governmental Activities					
General Obligation Debt					
Bonds	\$ 7,430,000	\$ 845,000	\$ 2,515,000	\$ 5,760,000	\$ 800,000
PFA notes	1,906,077	96,902	112,000	1,890,979	113,000
Total Bonds and Notes Payable	9,336,077	941,902	2,627,000	7,650,979	913,000
Other Liabilities					
Net pension liability	154,806	13,067	-	167,873	-
TOTAL GOVERNMENTAL ACTIVITIES	<u>\$ 9,490,883</u>	<u>\$ 954,969</u>	<u>\$ 2,627,000</u>	<u>\$ 7,818,852</u>	<u>\$ 913,000</u>

Details of bonds and notes payable are as follows:

	<u>Original Amount</u>	<u>Maturity Date</u>	<u>Interest Rate</u>	<u>Balance 2020</u>
Governmental Activities				
General Obligations				
Bonds				
2014A tax abatement refunding	\$ 2,950,000	2027	3.00%	\$ 2,060,000
2017B tax abatement	3,500,000	2028	2.00%	2,855,000
2020A disposal system bonds	3,500,000	2024	1.80%	845,000
				<u>5,760,000</u>
PFA Notes				
2017 stormwater	1,049,815	2036	1.095%	843,979
2017 sanitary sewer	1,194,959	2036	1.094%	1,047,000
				<u>1,890,979</u>
TOTAL GOVERNMENTAL ACTIVITIES				<u>\$ 7,650,979</u>

CITY OF AFTON, MINNESOTA
NOTES TO THE FINANCIAL STATEMENTS
December 31, 2020

NOTE 6 – LONG-TERM OBLIGATIONS (Continued)

In 2014, the City issued \$2,950,000 of general obligation tax abatement refunding bonds, series 2014A. The proceeds from the bonds were used to refinance the general obligation tax abatement bonds, series 2005. The proceeds of those bonds were used to finance road paving construction.

In 2017, the City issued \$3,500,000 of general obligation tax abatement bonds. The proceeds from the bonds were used to finance the 2017 street improvement construction project.

In 2017, the City obtained financing from Minnesota Public Facilities Authority (PFA) totaling \$2,244,774. Of this amount, \$2,041,759 has been drawn upon. The proceeds from these notes were used to finance the downtown project, sanitary sewer, and storm sewer projects. The notes are being repaid with special assessments charged to benefitted properties.

In 2020, the City issued \$845,000 of general obligation disposal system bonds, series 2020A. The proceeds of those bonds were used to finance the disposal system improvements.

The annual debt service requirements to maturity for all bonds and notes outstanding are as follows:

	Governmental Activities	
	Principal	Interest
Years Ending December 31		
2021	\$ 913,000	\$ 162,525
2022	945,000	138,007
2023	981,000	115,034
2024	887,000	92,079
2025	793,000	71,944
2026 - 2030	2,431,000	124,506
2031 - 2035	629,980	27,252
2036	70,999	776
TOTAL	\$ 7,650,979	\$ 732,123

CITY OF AFTON, MINNESOTA
NOTES TO THE FINANCIAL STATEMENTS
December 31, 2020

NOTE 7 – NET POSITION AND FUND BALANCES

Governmental Activities’ Net Position

Governmental activities net position reported as net investment in capital assets and restricted on the government-wide statement of net position includes the following:

Net investment in capital assets	
Land	\$ 2,595,474
Other capital assets, net of accumulated depreciation	8,584,445
Long-term debt outstanding	<u>(7,650,979)</u>

NET INVESTMENT IN CAPITAL ASSETS **\$ 3,528,940**

Restricted for	
Debt service	\$ 728,539
City infrastructure improvement expenditures	<u>231,355</u>

TOTAL RESTRICTED **\$ 959,894**

Business-Type Activities’ Net Position

Business-type activities net investment in capital assets reported on the government-wide statement of net position includes the following:

Net investment in capital assets	
OTHER CAPITAL ASSETS, NET OF ACCUMULATED DEPRECIATION	<u>\$ 14,934,643</u>

CITY OF AFTON, MINNESOTA
NOTES TO THE FINANCIAL STATEMENTS
December 31, 2020

NOTE 7 – NET POSITION AND FUND BALANCES (Continued)

Governmental Fund Balances

Governmental fund balances reported as nonspendable, restricted, and assigned on the fund financial statements includes the following:

Restricted for	
Debt service	\$ 728,539
City infrastructure improvement expenditures	231,355
	959,894
TOTAL RESTRICTED	\$ 959,894
Assigned for	
Street improvements	\$ 817,240
Fire district expenditures	2,738
Cable and fire aid	473
City dock expenditures	9,294
Capital projects	571,316
General fund special activities	404,832
	1,805,893
TOTAL ASSIGNED	\$ 1,805,893

NOTE 8 – DEFINED BENEFIT PENSION PLAN

Plan Description

The City participates in the following cost-sharing multiple-employer defined benefit pension plans administered by the Public Employees Retirement Association of Minnesota (PERA). PERA's defined benefit pension plans are established and administered in accordance with *Minnesota Statutes*, Chapters 353 and 356. PERA's defined pension plans are tax qualified plans under Section 401(a) of the Internal Revenue Code.

General Employees Retirement Plan

All full-time and certain part-time employees of the City are covered by the General Employees Plan. General Employees Plan members belong to the Coordinated Plan. Coordinated Plan members are covered by Social Security.

CITY OF AFTON, MINNESOTA
NOTES TO THE FINANCIAL STATEMENTS
December 31, 2020

NOTE 8 – DEFINED BENEFIT PENSION PLAN (Continued)

Benefits Provided

PERA provides retirement, disability, and death benefits. Benefit provisions are established by state statute and can only be modified by the state legislature. Vested Terminated employees who are entitled to benefits, but are not receiving them yet, are bound by the provisions in effect at the time they last terminated their public service.

General Employees Plan benefits are based on a member's highest average salary for any five successive years of allowable service, age, and years of credit at termination of service. Two methods are used to compute benefits for PERA's Coordinated Plan members. Members hired prior to July 1, 1989, receive the higher of Method 1 or Method 2 formulas. Only Method 2 is used for members hired after June 30, 1989. Under Method 1, the accrual rate for Coordinated members is 1.2% for each of the first 10 years of service and 1.7% for each additional year. The rates are 2.2% and 2.7%, respectively, for Basic members. Under Method 2, the accrual rate for Coordinated members is 1.7% for all years of service. The accrual rates for former MERF members is 2.0% for each of the first 10 years of service and 2.5% for each additional year. For members hired prior to July 1, 1989 a full annuity is available when age plus years of service equal 90 and normal retirement age is 65. For members hired on or after July 1, 1989 normal retirement age is the age for unreduced Social Security benefits capped at 66.

Benefit increases are provided to benefit recipients each January. Beginning in 2019, the postretirement increase is equal to 50% of the cost-of-living adjustment (COLA) announced by the SSA, with a minimum increase of at least 1% and a maximum of 1.5%. Recipients that have been receiving the annuity or benefit for at least a full year as of the June 30 before the effective date of the increase will receive the full increase. For recipients receiving the annuity or benefit for at least one month but less than a full year as of the June 30 before the effective date of the increase will receive a reduced prorated increase. For members retiring on January 1, 2024, or later, the increase will be delayed until normal retirement age (age 65 if hired prior to July 1, 1989, or age 66 for individuals hired on or after July 1, 1989). Members retiring under Rule of 90 are exempt from the delay to normal retirement.

Contributions

Minnesota Statutes Chapter 353 sets the rates for employer and employee contributions. Contribution rates can only be modified by the state legislature.

Coordinated Plan members were required to contribute 6.50% of their annual covered salary in calendar year 2020 and the City was required to contribute 7.50% for Coordinated Plan members. The City's contributions to the General Employees Fund for the year ended December 31, 2020, were \$15,388. The City's contributions were equal to the required contributions as set by state statute.

CITY OF AFTON, MINNESOTA
NOTES TO THE FINANCIAL STATEMENTS
December 31, 2020

NOTE 8 – DEFINED BENEFIT PENSION PLAN (Continued)

Pension Costs

At December 31, 2020, the City reported a liability of \$163,873 for its proportionate share of the General Employees Fund’s net pension liability. The City’s net pension liability reflected a reduction due to the State of Minnesota’s contribution of \$16 million. The State of Minnesota is considered a non-employer contributing entity and the state’s contribution meets the definition of a special funding situation. The State of Minnesota’s proportionate share of the net pension liability associated with the City totaled \$5,201. The net pension liability was measured as of June 30, 2020, and the total pension liability used to calculate the net pension liability was determined by an actuarial valuation as of that date. The City’s proportion of the net pension liability was based on the City’s contributions received by PERA during the measurement period for employer payroll paid dates from July 1, 2019 through June 30, 2020, relative to the total employer contributions received from all of PERA’s participating employers. The City’s proportionate share was 0.0028% at the end of the measurement period and 0.0028% for the beginning of the period.

City’s proportionate share of the net pension liability	\$ 167,873
State of Minnesota’s proportionate share of the net pension liability associated with the City	5,201
TOTAL	\$ 173,074

For the year ended December 31, 2020, the City recognized pension expense of \$14,908 for its proportionate share of General Employees Plan’s pension expense. In addition, the City recognized an additional \$453 as pension expense (and grant revenue) for its proportionate share of the State of Minnesota’s contribution of \$16 million to the General Employees Fund.

At December 31, 2020, the City reported its proportionate share of the General Employees Plan’s deferred outflows of resources and deferred inflows of resources from the following sources:

	Deferred Outflows of Resources	Deferred Inflows of Resources
Differences between expected and actual economic experience	\$ 1,161	\$ 477
Changes in actuarial assumptions	-	5,063
Difference between projected and actual investment earnings	824	-
Changes in proportion	6,868	-
Contributions paid to PERA subsequent to the measurement date	7,667	-
TOTAL	\$ 16,520	\$ 5,540

CITY OF AFTON, MINNESOTA
NOTES TO THE FINANCIAL STATEMENTS
December 31, 2020

NOTE 8 – DEFINED BENEFIT PENSION PLAN (Continued)

Pension Costs (Continued)

\$7,667 reported as deferred outflows of resources related to pensions resulting from City contributions subsequent to the measurement date will be recognized as a reduction of the net pension liability in the year ended December 31, 2021. Other amounts reported as deferred outflows and inflows of resources related to pensions will be recognized in pension expense as follows:

	Pension Expense Amount
Year Ended December 31	
2021	\$ (6,228)
2022	(2,803)
2023	(636)
2024	-
TOTAL	\$ (9,667)

Actuarial Assumptions

The total pension liability in the June 30, 2020 actuarial valuation was determined using the following assumptions:

Inflation	2.50% per year
Salary growth	3.25% per year
Investment rate of return	7.50%

Salary increases were based on a service-related table. Mortality rates for active members, retirees, survivors, and disabilitants for all plans were based on RP 2014 tables for males or females, as appropriate, with slight adjustments to fit PERA’s experience. Cost of living benefit increases after retirement for retirees are assumed to be 1.25% per year for the General Employees Plan.

Actuarial assumptions used in the June 30, 2020 valuation were based on the results of actuarial experience studies. The most recent four-year experience study in the General Employees Plan was completed in 2019. The assumption changes were adopted by the Board and become effective with the July 1, 2020 actuarial valuation.

CITY OF AFTON, MINNESOTA
NOTES TO THE FINANCIAL STATEMENTS
December 31, 2020

NOTE 8 – DEFINED BENEFIT PENSION PLAN (Continued)

Actuarial Assumptions (Continued)

The following changes in actuarial assumptions occurred in 2020:

General Employees Fund

Changes in Actuarial Assumptions:

- The price inflation assumption was decreased from 2.50% to 2.25%.
- The payroll growth assumption was decreased from 3.25% to 3.00%.
- Assumed salary increase rates were changed as recommended in the June 30, 2019 experience study. The net effect is assumed rates that average 0.25% less than previous rates.
- Assumed rates of retirement were changed as recommended in the June 30, 2019 experience study. The changes result in more unreduced (normal) retirements and slightly fewer Rule of 90 and early retirements.
- Assumed rates of termination were changed as recommended in the June 30, 2019 experience study. The new rates are based on service and are generally lower than the previous rates for years 2-5 and slightly higher thereafter.
- Assumed rates of disability were changed as recommended in the June 30, 2019 experience study. The change results in fewer predicted disability retirements for males and females.
- The base mortality table for healthy annuitants and employees was changed from the RP-2014 table to the Pub-2010 General Mortality table, with adjustments. The base mortality table for disabled annuitants was changed from the RP-2014 disabled annuitant mortality table to the PUB-2010 General/Teacher disabled annuitant mortality table, with adjustments.
- The mortality improvement scale was changed from Scale MP-2018 to Scale MP-2019.
- The assumed spouse age difference was changed from two years older for females to one year older.
- The assumed number of married male new retirees electing the 100% Joint & Survivor option changed from 35% to 45%. The assumed number of married female new retirees electing the 100% Joint & Survivor option changed from 15% to 30%. The corresponding number of married new retirees electing the Life annuity option was adjusted accordingly.

Changes in Plan Provisions:

- Augmentation for current privatized members was reduced to 2.0% for the period July 1, 2020 through December 31, 2023 and 0.0% after. Augmentation was eliminated for privatizations occurring after June 30, 2020.

CITY OF AFTON, MINNESOTA
NOTES TO THE FINANCIAL STATEMENTS
December 31, 2020

NOTE 8 – DEFINED BENEFIT PENSION PLAN (Continued)

The State Board of Investment, which manages the investments of PERA, prepares an analysis of the reasonableness on a regular basis of the long-term expected rate of return using a building-block method in which best-estimate ranges of expected future rates of return are developed for each major asset class. These ranges are combined to produce an expected long-term rate of return by weighting the expected future rates of return by the target asset allocation percentages. The target allocation and best estimates of geometric real rates of return for each major asset class are summarized in the following table:

<u>Asset Class</u>	<u>Target Allocation</u>	<u>Long-Term Expected Real Rate of Return</u>
Domestic stocks	35.50%	5.10%
International stocks	17.50%	5.30%
Bonds (fixed income)	20.00%	0.75%
Alternative assets (private markets)	25.00%	5.90%
Cash	2.00%	0.00%
TOTAL	100.00%	

Discount Rate

The discount rate used to measure the total pension liability in 2020 was 7.50%. The projection of cash flows used to determine the discount rate assumed that contributions from plan members and employers will be made at rates set in *Minnesota Statutes*. Based on these assumptions, the fiduciary net position of the General Employees Fund was projected to be available to make all projected future benefit payments of current plan members. Therefore, the long-term expected rate of return on pension plan investments was applied to all periods of projected benefit payments to determine the total pension liability.

CITY OF AFTON, MINNESOTA
NOTES TO THE FINANCIAL STATEMENTS
December 31, 2020

NOTE 8 – DEFINED BENEFIT PENSION PLANS (Continued)

Pension Liability Sensitivity

The following presents the City’s proportionate share of the net pension liability for all plans it participates in, calculated using the discount rate disclosed in the preceding paragraph, as well as what the City’s proportionate share of the net pension liability would be if it were calculated using a discount rate 1 percentage point lower or 1 percentage point higher than the current discount rate:

Sensitivity Analysis		
Net Pension Liability (Asset) at Different Discount Rates		
	General Employees Fund	
1% lower	6.50%	\$ 269,042
Current discount rate	7.50%	167,873
1% higher	8.50%	84,416

Pension Plan Fiduciary Net Position

Detailed information about each pension plan’s fiduciary net position is available in a separately-issued PERA financial report that includes financial statements and required supplementary information. This report may be obtained on the Internet at www.mnpera.org.

NOTE 9 – DEFINED CONTRIBUTION PLAN

Five City Council members are covered by the Defined Contribution Plan, a multiple-employer deferred compensation plan administered by PERA. The Defined Contribution Plan is a tax qualified plan under Section 401(a) of the Internal Revenue Code and all contributions by or on behalf of employees are tax deferred until time of withdrawal.

Plan benefits depend solely on amounts contributed to the plan plus investment earnings, less administrative expenses. *Minnesota Statutes*, Chapter 353D.03, specifies plan provisions, including the employee and employer contribution rates for those qualified personnel who elect to participate. An eligible elected official who decides to participate contributes five percent of salary which is matched by the elected official’s employer. For ambulance service personnel, employer contributions are determined by the employer, and for salaried employees contributions must be a fixed percentage of salary. Employer contributions for volunteer personnel may be a unit value for each call or period of alert duty. Employees who are paid for their services may elect to make member contributions in an amount not to exceed the employer share. Employer and employee contributions are combined and used to purchase shares in one or more of the seven accounts of the Minnesota Supplemental Investment Fund. For administering the plan, PERA receives 2% of employer contributions and twenty-five hundredths of one percent (0.25%) of the assets in each member’s account annually.

CITY OF AFTON, MINNESOTA
NOTES TO THE FINANCIAL STATEMENTS
December 31, 2020

NOTE 9 – DEFINED CONTRIBUTION PLAN (Continued)

Total contributions made by the City during fiscal year 2020 were:

<u>Contribution Amount</u>		<u>Percentage of Covered Payroll</u>		<u>Required Rate</u>
<u>Employee</u>	<u>Employer</u>	<u>Employee</u>	<u>Employer</u>	
\$ 660	\$ 660	5%	5%	5%

NOTE 10 – JOINT VENTURE

Lower St. Croix Valley Fire Protection District

The City participates in a Joint Powers Agreement pursuant to Minn. Stat. 471.59, with the Cities of Lake St. Croix Beach, Lakeland Shores, and St. Mary’s Point to provide fire protection services. Control of the District is vested in the District’s Board, which consists of two members appointed by each city council.

At December 31, 2020, the District has long-term debt consisting of \$395,000 in bonds and notes payable and \$433,650 in capital leases payable. Funding is provided by assessments from the member cities and is based on a predetermined formula. During 2020, the City of Afton’s contribution was \$263,651 for operations, representing about 52% of the District’s budget. The City of Afton also contributed \$49,064 for debt service. Complete financial information can be obtained from the District’s office at PO Box 234, Lakeland, Minnesota 55043.

NOTE 11 – RISK MANAGEMENT

The City is exposed to various risks of loss related to torts; theft of, damage to, and destruction of assets; business interruption; errors and omissions; job-related illnesses or injuries to employees and natural disasters. The City has entered into a joint powers agreement with the League of Minnesota Cities Insurance Trust (LMCIT). The LMCIT is a public entity risk pool currently operating as a common risk management and insurance program for Minnesota cities. The City also carries commercial insurance for certain other risks of loss, including employee health insurance.

The agreement for formation of the LMCIT provides that the pool be self-sustaining through member assessments and will reinsure through commercial companies for claims in excess of reserved amounts for each insurance event. The LMCIT can make additional assessments to make the pool self-sustaining. The City has determined that it is not possible to estimate the amount of such additional assessments; however, they are not expected to be material to the financial statements.

There were no significant reductions in insurance coverage from the previous year or settlements in excess of insurance coverage for any of the past three years.

CITY OF AFTON, MINNESOTA
NOTES TO THE FINANCIAL STATEMENTS
December 31, 2020

NOTE 12 – LEGAL PROCEEDINGS

The City is involved in legal proceedings related to the value of easements acquired from a property owner for the Downtown Improvement Project. The City will be liable for the value determined for the easements. While the amount has not been finally determined at this time, it appears that it will be significantly higher than was planned or budgeted.

NOTE 13 – COVID-19

The COVID-19 outbreak is disrupting supply chains and affecting operations across a range of industries. The extent of the impact of COVID-19 on the City's operational and financial performance will depend on certain developments, including the duration and spread of the outbreak, impact on the City's customers, employees, and vendors all of which are uncertain and cannot be predicted. At this point, the extent to which COVID-19 may impact the City's financial condition or results of operations is uncertain.

REQUIRED SUPPLEMENTARY INFORMATION

CITY OF AFTON, MINNESOTA
SCHEDULE OF CONTRIBUTIONS
PUBLIC EMPLOYEES GENERAL EMPLOYEES RETIREMENT FUND
(Last Ten Years*)

Fiscal Year Ending	Statutorily Required Contribution (a)	Contributions in Relation to the Statutorily Required Contribution (b)	Contribution Deficiency (Excess) (a-b)	Covered- Employee Payroll (d)	Contributions as a Percentage of Covered- Employee Payroll (b/d)
December 31, 2020	\$ 15,388	\$ 15,388	\$ -	\$ 205,167	7.50%
December 31, 2019	15,066	15,066	-	200,873	7.50%
December 31, 2018	14,057	14,057	-	187,427	7.50%
December 31, 2017	11,856	11,856	-	158,080	7.50%
December 31, 2016	12,264	12,264	-	163,521	7.50%

*Schedules will be provided prospectively until ten years of data is available.

CITY OF AFTON, MINNESOTA
SCHEDULE OF PROPORTIONATE SHARE OF NET PENSION LIABILITY
PUBLIC EMPLOYEES GENERAL EMPLOYEES RETIREMENT FUND
(Last Ten Years*)

Fiscal Year Ending	Employer's Proportion (Percentage) of the Net Pension Liability (Asset)	Employer's Proportionate Share (Amount) of the Net Pension Liability (Asset) (a)	State's Proportionate Share (Amount) of the Net Pension Liability Associated with the City (b)	Employer's Proportionate Share of the Net Pension Liability and the State's Proportionate Share of the Net Pension Liability Associated With the City (a+b)	Employer's Covered- Employee Payroll (c)	Employer's Proportionate Share of the Net Pension Liability (Asset) as a Percentage of its Covered-Employee Payroll ((a+b)/c)	Plan Fiduciary Net Position as a Percentage of the Total Pension Liability
June 30, 2020	0.0028%	\$ 167,873	\$ 5,201	\$ 173,074	\$ 205,167	84.36%	79.06%
June 30, 2019	0.0028%	154,806	4,833	159,639	200,873	79.47%	80.23%
June 30, 2018	0.0027%	149,785	4,933	154,718	187,427	82.55%	79.53%
June 30, 2017	0.0024%	153,214	1,942	155,156	158,080	98.15%	75.90%
June 30, 2016	0.0025%	202,988	2,617	205,605	163,521	125.74%	68.91%

*Schedules will be provided prospectively until ten years of data is available.

CITY OF AFTON, MINNESOTA
SCHEDULE OF REVENUES, EXPENDITURES, AND CHANGES IN FUND BALANCES - BUDGET AND ACTUAL
GENERAL FUND
Year Ended December 31, 2020

	Budgeted Amounts		Actual Amounts	Variance Over (Under)
	Original	Final		
REVENUES				
Taxes				
Property taxes	\$ 1,077,682	\$ 1,077,682	\$ 1,090,259	\$ 12,577
Licenses and permits	160,400	160,400	329,391	168,991
Intergovernmental				
State				
Market value credit	4,000	4,000	10,245	6,245
Disparity reduction credit	75,075	75,075	72,125	(2,950)
PERA aid	634	634	-	(634)
Other	-	-	27,524	27,524
County				
Other county grants	5,090	5,090	5,184	94
Local	-	-	10,000	10,000
Total Intergovernmental	<u>84,799</u>	<u>84,799</u>	<u>125,078</u>	<u>40,279</u>
Charges for Services				
General government fees	135	135	10	(125)
Rental income	750	750	4,150	3,400
Total Charges for Services	<u>885</u>	<u>885</u>	<u>4,160</u>	<u>3,275</u>
Fines and Forfeitures	10,250	10,250	15,479	5,229
Investment Earnings	4,000	4,000	4,163	163
Other	1,700	1,700	2,552	852
Total Revenues	<u>1,339,716</u>	<u>1,339,716</u>	<u>1,571,082</u>	<u>231,366</u>
EXPENDITURES				
Current				
General Government				
Administration - wages and benefits				
Mayor and council	13,200	13,200	13,200	-
Administrator	105,000	105,000	99,100	(5,900)
Office assistant/intern	28,050	28,050	23,775	(4,275)
Office manager/deputy clerk	56,130	56,130	45,580	(10,550)
Maintenance personnel	37,000	37,000	34,239	(2,761)
Social security and medicare	18,313	18,313	18,169	(144)
PERA	18,552	18,552	15,334	(3,218)
Other financial benefits	27,120	27,120	27,732	612
Disability insurance	-	-	522	522
Workers compensation	3,100	3,100	4,359	1,259
Total administration - wages and benefits	<u>306,465</u>	<u>306,465</u>	<u>282,010</u>	<u>(24,455)</u>

CITY OF AFTON, MINNESOTA
SCHEDULE OF REVENUES, EXPENDITURES, AND CHANGES IN FUND BALANCES - BUDGET AND ACTUAL
GENERAL FUND
Year Ended December 31, 2020

	Budgeted Amounts		Actual Amounts	Variance Over (Under)
	Original	Final		
EXPENDITURES (Continued)				
Administration - professional services				
Assessor	26,500	26,500	26,511	11
Accounting fees	29,000	29,000	29,400	400
Audit fees	15,000	15,000	16,870	1,870
Building inspection	38,500	38,500	105,353	66,853
Engineering	25,000	25,000	47,631	22,631
Legal fees - prosecution	30,000	30,000	29,020	(980)
Legal fees - general	24,000	24,000	(2,547)	(26,547)
Videographer/recording	4,300	4,300	963	(3,337)
Planning/other services	5,700	5,700	3,680	(2,020)
Well monitoring program	2,000	2,000	-	(2,000)
Watershed management	600	600	638	38
Total administration - professional services	200,600	200,600	257,519	56,919
Administration - other				
Office equipment	700	700	-	(700)
Bank fees	400	400	443	43
Computer service and software	11,000	11,000	12,634	1,634
Copier lease	3,500	3,500	2,760	(740)
Equipment maintenance	500	500	-	(500)
General liability insurance	22,500	22,500	23,438	938
Office supplies	4,000	4,000	5,867	1,867
Other administration	500	500	(1,769)	(2,269)
Postage	3,800	3,800	2,022	(1,778)
Publishing and printing	2,000	2,000	2,625	625
Newsletter	5,000	5,000	6,361	1,361
Telephone	3,500	3,500	3,964	464
Travel and mileage	500	500	167	(333)
Memberships and dues	3,300	3,300	3,429	129
Seminars and education	2,600	2,600	465	(2,135)
Miscellaneous	1,500	1,500	1,146	(354)
Elections	-	-	18,055	18,055
Total administration - other	65,300	65,300	81,607	16,307
Grounds and buildings				
Gas (heat)	\$ 2,200	\$ 2,200	\$ 1,085	\$ (1,115)
Electricity	2,000	2,000	1,847	(153)
Repairs and maintenance	3,000	3,000	635	(2,365)
Supplies	550	550	242	(308)
City garage	2,500	2,500	1,770	(730)
Public works garage/deputy facility	1,000	1,000	1,990	990
Miscellaneous	800	800	840	40
Total grounds and buildings	12,050	12,050	8,409	(3,641)
Total General Government	584,415	584,415	629,545	45,130
Public Safety				
Police service	204,300	204,300	62,766	(141,534)
Fire and ambulance services	263,651	263,651	263,651	-
Animal control	3,500	3,500	2,885	(615)
Total Public Safety	471,451	471,451	329,302	(142,149)

CITY OF AFTON, MINNESOTA
SCHEDULE OF REVENUES, EXPENDITURES, AND CHANGES IN FUND BALANCES - BUDGET AND ACTUAL
GENERAL FUND
Year Ended December 31, 2020

	Budgeted Amounts		Actual Amounts	Variance Over (Under)
	Original	Final		
EXPENDITURES (Continued)				
Public Health				
Recycling	500	500	-	(500)
Refuse collection and disposal	1,000	1,000	1,440	440
Public Health	1,500	1,500	1,440	(60)
Public Works				
Streets				
Creackseal, seal coat, gravel shouldering	70,000	70,000	31,024	(38,976)
Snow and ice control	115,000	115,000	81,839	(33,161)
Surface maintenance, repair, sweeping	10,000	10,000	10,180	180
Brush, tree, mow, bridge, culvert, guardrail	52,000	52,000	57,712	5,712
Street lighting	5,000	5,000	1,872	(3,128)
Signs and signals	3,500	3,500	7,376	3,876
Other road maintenance	2,000	2,000	2,970	970
Total streets	257,500	257,500	192,973	(64,527)
Other public works				
Flood control (operating pump, dike maintenance)	1,600	1,600	-	(1,600)
Equipment repairs and maintenance	3,000	3,000	2,513	(487)
Fuel and lubricants	1,000	1,000	445	(555)
Tools and minor equipment	950	950	139	(811)
Total other public works	6,550	6,550	3,097	(3,453)
Total Public Works	264,050	264,050	196,070	(67,980)
Culture and Recreation				
4th of July celebration	3,500	3,500	3,500	-
Park maintenance	2,500	2,500	533	(1,967)
Park utilities	3,000	3,000	2,543	(457)
Cemetery maintenance	9,000	9,000	9,000	-
Miscellaneous	300	300	515	215
Total Culture and Recreation	18,300	18,300	16,091	(2,209)
Miscellaneous				
Council contingency	-	-	1,500	1,500
Other	-	-	630	630
Total Miscellaneous	-	-	2,130	2,130
Total Expenditures	1,339,716	1,339,716	1,174,578	(165,138)
EXCESS OF REVENUES OVER EXPENDITURES	-	-	396,504	396,504
OTHER FINANCING SOURCES (USES)				
Transfers in	-	-	5,000	5,000
Transfers out	-	-	(324,000)	(324,000)
Net Other Financing Sources (Uses)	-	-	(319,000)	(319,000)
NET CHANGE IN FUND BALANCES	-	-	77,504	77,504
FUND BALANCES – BEGINNING	664,018	664,018	664,018	-
FUND BALANCES – ENDING	<u>\$ 664,018</u>	<u>\$ 664,018</u>	<u>\$ 741,522</u>	<u>\$ 77,504</u>

CITY OF AFTON, MINNESOTA
NOTES TO THE REQUIRED SUPPLEMENTARY INFORMATION
December 31, 2020

NOTE 1 – BUDGETARY INFORMATION

Budgetary Data

An operating budget is adopted each year for the general fund and is prepared on a basis consistent with generally accepted accounting principles. Annual appropriations lapse at year-end. Encumbrances outstanding at year-end expire and are not reported in the financial statements. Budgeted amounts are as originally adopted or as amended by the council.

The Administration can authorize transfers of budgeted amounts within any fund. Revisions that change total expenditures of any fund must be approved by the council. Budgetary control is maintained at the object of expenditure category within each activity and is in compliance with state statutes.

NOTE 2 – SCHEDULE OF CHANGES IN NET PENSION LIABILITIES AND RELATED RATIOS

General Employees Fund

2020 Changes

Changes in Actuarial Assumptions:

- The price inflation assumption was decreased from 2.50% to 2.25%.
- The payroll growth assumption was decreased from 3.25% to 3.00%.
- Assumed salary increase rates were changed as recommended in the June 30, 2019 experience study. The net effect is assumed rates that average 0.25% less than previous rates.
- Assumed rates of retirement were changed as recommended in the June 30, 2019 experience study. The changes result in more unreduced (normal) retirements and slightly fewer Rule of 90 and early retirements.
- Assumed rates of termination were changed as recommended in the June 30, 2019 experience study. The new rates are based on service and are generally lower than the previous rates for years 2-5 and slightly higher thereafter.
- Assumed rates of disability were changed as recommended in the June 30, 2019 experience study. The change results in fewer predicted disability retirements for males and females.
- The base mortality table for healthy annuitants and employees was changed from the RP-2014 table to the Pub-2010 General Mortality table, with adjustments. The base mortality table for disabled annuitants was changed from the RP-2014 disabled annuitant mortality table to the PUB-2010 General/Teacher disabled annuitant mortality table, with adjustments.
- The mortality improvement scale was changed from Scale MP-2018 to Scale MP-2019.
- The assumed spouse age difference was changed from two years older for females to one year older.

CITY OF AFTON, MINNESOTA
NOTES TO THE REQUIRED SUPPLEMENTARY INFORMATION
December 31, 2020

NOTE 2 – SCHEDULE OF CHANGES IN NET PENSION LIABILITIES AND RELATED RATIOS (Continued)

General Employees Fund (Continued)

- The assumed number of married male new retirees electing the 100% Joint & Survivor option changed from 35% to 45%. The assumed number of married female new retirees electing the 100% Joint & Survivor option changed from 15% to 30%. The corresponding number of married new retirees electing the Life annuity option was adjusted accordingly.

Changes in Plan Provisions:

- Augmentation for current privatized members was reduced to 2.0% for the period July 1, 2020 through December 31, 2023 and 0.0% after. Augmentation was eliminated for privatizations occurring after June 30, 2020.

2019 Changes

Changes in Actuarial Assumptions:

- The mortality projection scale was changed from MP-2017 to MP-2018.

Changes in Plan Provisions:

- The employer supplemental contribution was changed prospectively, decreasing from \$31.0 million to \$21.0 million per year. The State's special funding contribution was changed prospectively, requiring \$16.0 million due per year through 2031.

2018 Changes

Changes in Actuarial Assumptions:

- The mortality projection scale was changed from MP-2015 to MP-2017.
- The assumed benefit increase was changed from 1.00% per year through 2044 and 2.50% per year thereafter to 1.25% per year.

2017 Changes

Changes in Actuarial Assumptions:

- The Combined Service Annuity (CSA) loads were changed from 0.8% for active members and 60% for vested and non-vested deferred members. The revised CSA loads are now 0.0% for active member liability, 15.0% for vested deferred member liability, and 3.0% for non-vested deferred member liability.
- The assumed post-retirement benefit increase rate was changed from 1.0% per year for all years to 1.0% per year through 2044 and 2.5% per year thereafter.

CITY OF AFTON, MINNESOTA
NOTES TO THE REQUIRED SUPPLEMENTARY INFORMATION
December 31, 2020

General Employees Fund (Continued)

2016 Changes

Changes in Actuarial Assumptions:

- The assumed post-retirement benefit increase rate was changed from 1.0% per year through 2035 and 2.5% per year thereafter to 1.0% per year for all future years.
- The assumed investment return was changed from 7.9% to 7.5%. The single discount rate was changed from 7.9% to 7.5%.
- Other assumptions were changed pursuant to the experience study dated June 30, 2015. The assumed future salary increases, payroll growth, and inflation were decreased by 0.25% to 3.25% for payroll growth and 2.50% for inflation.

2015 Changes

Changes in Plan Provisions:

- On January 1, 2015 the Minneapolis Employees Retirement Fund was merged into the General Employees Fund, which increased the total pension liability by \$1.1 billion and increased the fiduciary plan net position by \$892 million. Upon consolidation, state and employer contributions were revised.

Changes in Actuarial Assumptions:

- The assumed post-retirement benefit increase rate was changed from 1.0% per year through 2030 and 2.5% per year thereafter to 1.0% per year through 2035 and 2.5% per year thereafter.

SUPPLEMENTARY INFORMATION

CITY OF AFTON, MINNESOTA
COMBINING BALANCE SHEET
NONMAJOR GOVERNMENTAL FUNDS
December 31, 2020

	<u>Special Revenue Funds</u>	<u>Debt Service Funds</u>	<u>Capital Projects Funds</u>	<u>Total</u>
ASSETS				
Cash and investments	\$ 11,505	\$ 728,539	\$ 692,216	\$ 1,432,260
Due from other funds	1,000	-	69,100	70,100
TOTAL ASSETS	<u>\$ 12,505</u>	<u>\$ 728,539</u>	<u>\$ 761,316</u>	<u>\$ 1,502,360</u>
LIABILITIES AND FUND BALANCES				
Liabilities				
Due to other funds	\$ -	\$ -	\$ 190,000	\$ 190,000
Fund Balances				
Restricted	-	728,539	-	728,539
Unrestricted				
Assigned	12,505	-	571,316	583,821
Total Fund Balances	<u>12,505</u>	<u>728,539</u>	<u>571,316</u>	<u>1,312,360</u>
TOTAL LIABILITIES AND FUND BALANCES	<u>\$ 12,505</u>	<u>\$ 728,539</u>	<u>\$ 761,316</u>	<u>\$ 1,502,360</u>

CITY OF AFTON, MINNESOTA
COMBINING STATEMENT OF REVENUES, EXPENDITURES, AND CHANGES IN FUND BALANCES
NONMAJOR GOVERNMENTAL FUNDS
Year Ended December 31, 2020

	<u>Special Revenue Funds</u>	<u>Debt Service Funds</u>	<u>Capital Projects Funds</u>	<u>Total</u>
REVENUES				
Taxes				
Property taxes	\$ 49,064	\$ 680,000	\$ 57,100	\$ 786,164
Franchise taxes	11,447	-	-	11,447
Licenses and permits	3,850	-	-	3,850
Intergovernmental	281,210	-	-	281,210
Net investment earnings	204	854	3,245	4,303
Total Revenues	<u>345,775</u>	<u>680,854</u>	<u>60,345</u>	<u>1,086,974</u>
EXPENDITURES				
Current				
General government	11,288	-	18,709	29,997
Public safety	102,445	-	-	102,445
Sanitation	357	-	-	357
Other	227,829	-	-	227,829
Debt service				
Principal	-	535,000	-	535,000
Interest	-	141,625	-	141,625
Capital outlay	30,868	-	163,718	194,586
Total Expenditures	<u>372,787</u>	<u>676,625</u>	<u>182,427</u>	<u>1,231,839</u>
EXCESS (DEFICIENCY) OF REVENUES OVER EXPENDITURES	(27,012)	4,229	(122,082)	(144,865)
OTHER FINANCING SOURCES (USES)				
Transfers in	-	-	369,100	369,100
Transfers out	-	-	(490,000)	(490,000)
Net Other Financing Sources (Uses)	<u>-</u>	<u>-</u>	<u>(120,900)</u>	<u>(120,900)</u>
NET CHANGE IN FUND BALANCES	(27,012)	4,229	(242,982)	(265,765)
FUND BALANCES – BEGINNING	<u>39,517</u>	<u>724,310</u>	<u>814,298</u>	<u>1,578,125</u>
FUND BALANCES – ENDING	<u>\$ 12,505</u>	<u>\$ 728,539</u>	<u>\$ 571,316</u>	<u>\$ 1,312,360</u>

CITY OF AFTON, MINNESOTA
COMBINING BALANCE SHEET
NONMAJOR SPECIAL REVENUE FUNDS
December 31, 2020

	<u>201 Project</u>	<u>Fire District</u>	<u>Cable & Fire Aid</u>	<u>City Dock</u>	<u>Total</u>
ASSETS					
Cash and investments	\$ -	\$ 2,738	\$ (527)	\$ 9,294	\$ 11,505
Due from other funds	-	-	1,000	-	1,000
TOTAL ASSETS	<u>\$ -</u>	<u>\$ 2,738</u>	<u>\$ 473</u>	<u>\$ 9,294</u>	<u>\$ 12,505</u>
LIABILITIES, DEFERRED INFLOWS OF RESOURCES, AND FUND BALANCES					
Fund Balances					
Unrestricted					
Assigned	\$ -	\$ 2,738	\$ 473	\$ 9,294	\$ 12,505
TOTAL LIABILITIES, DEFERRED INFLOWS OF RESOURCES, AND FUND BALANCES	<u>\$ -</u>	<u>\$ 2,738</u>	<u>\$ 473</u>	<u>\$ 9,294</u>	<u>\$ 12,505</u>

CITY OF AFTON, MINNESOTA
COMBINING STATEMENT OF REVENUES, EXPENDITURES, AND CHANGES IN FUND BALANCES
NONMAJOR SPECIAL REVENUE FUNDS
Year Ended December 31, 2020

	201 Project	Fire District	Cable & Fire Aid	City Dock	Total
REVENUES					
Taxes					
Property taxes	\$ -	\$ 49,064	\$ -	\$ -	\$ 49,064
Franchise taxes	-	-	11,447	-	11,447
Licenses and permits	-	-	-	3,850	3,850
Intergovernmental	-	-	281,210	-	281,210
Net investment earnings	1	13	4	186	204
Total Revenues	<u>1</u>	<u>49,077</u>	<u>292,661</u>	<u>4,036</u>	<u>345,775</u>
EXPENDITURES					
Current					
General government	-	-	11,288	-	11,288
Public safety	-	49,064	53,381	-	102,445
Sanitation	357	-	-	-	357
Other	-	-	227,829	-	227,829
Capital outlay	-	-	-	30,868	30,868
Total Expenditures	<u>357</u>	<u>49,064</u>	<u>292,498</u>	<u>30,868</u>	<u>372,787</u>
NET CHANGE IN FUND BALANCES	(356)	13	163	(26,832)	(27,012)
FUND BALANCES – BEGINNING	<u>356</u>	<u>2,725</u>	<u>310</u>	<u>36,126</u>	<u>39,517</u>
FUND BALANCES – ENDING	<u>\$ -</u>	<u>\$ 2,738</u>	<u>\$ 473</u>	<u>\$ 9,294</u>	<u>\$ 12,505</u>

**CITY OF AFTON, MINNESOTA
 COMBINING BALANCE SHEET
 NONMAJOR DEBT SERVICE FUNDS
 December 31, 2020**

	<u>Pacific Avenue Debt Service</u>	<u>2017B Road Debt Service</u>	<u>Total</u>
ASSETS			
Cash and investments	\$ 337,892	\$ 390,647	\$ 728,539
TOTAL ASSETS	<u>\$ 337,892</u>	<u>\$ 390,647</u>	<u>\$ 728,539</u>
LIABILITIES, DEFERRED INFLOWS OF RESOURCES, AND FUND BALANCES			
Liabilities			
Accounts payable	\$ -	\$ -	\$ -
Fund Balances			
Restricted	<u>337,892</u>	<u>390,647</u>	<u>728,539</u>
TOTAL LIABILITIES, DEFERRED INFLOWS OF RESOURCES, AND FUND BALANCES	<u>\$ 337,892</u>	<u>\$ 390,647</u>	<u>\$ 728,539</u>

CITY OF AFTON, MINNESOTA
COMBINING STATEMENT OF REVENUES, EXPENDITURES, AND CHANGES IN FUND BALANCES
NONMAJOR DEBT SERVICE FUNDS
Year Ended December 31, 2020

	<u>Road Paving</u>	<u>2017B Road Debt Service</u>	<u>Total</u>
REVENUES			
Property taxes	\$ 290,000	\$ 390,000	\$ 680,000
Net investment earnings	523	331	854
Total Revenues	<u>290,523</u>	<u>390,331</u>	<u>680,854</u>
EXPENDITURES			
Debt service			
Principal	210,000	325,000	535,000
Interest	77,000	64,625	141,625
Total Expenditures	<u>287,000</u>	<u>389,625</u>	<u>676,625</u>
EXCESS OF REVENUES OVER EXPENDITURES	3,523	706	4,229
NET CHANGE IN FUND BALANCES	3,523	706	4,229
FUND BALANCES – BEGINNING	<u>334,369</u>	<u>389,941</u>	<u>724,310</u>
FUND BALANCES – ENDING	<u><u>\$ 337,892</u></u>	<u><u>\$ 390,647</u></u>	<u><u>\$ 728,539</u></u>

CITY OF AFTON, MINNESOTA
COMBINING BALANCE SHEET
NONMAJOR CAPITAL PROJECTS FUNDS
December 31, 2020

	<u>Buildings & Land</u>	<u>Special Reserve</u>	<u>Park Reserve</u>	<u>Bridge Replacement</u>	<u>Total</u>
ASSETS					
Cash and investments	\$ (3,242)	\$ 483,747	\$ 250,731	\$ (39,020)	\$ 692,216
Due from other funds	30,000	-	-	39,100	69,100
TOTAL ASSETS	<u>\$ 26,758</u>	<u>\$ 483,747</u>	<u>\$ 250,731</u>	<u>\$ 80</u>	<u>\$ 761,316</u>
LIABILITIES AND FUND BALANCES					
Liabilities					
Due to other funds	\$ -	\$ 190,000	\$ -	\$ -	\$ 190,000
Fund Balances					
Unrestricted					
Assigned	26,758	293,747	250,731	80	571,316
TOTAL LIABILITIES AND FUND BALANCES	<u>\$ 26,758</u>	<u>\$ 483,747</u>	<u>\$ 250,731</u>	<u>\$ 80</u>	<u>\$ 761,316</u>

CITY OF AFTON, MINNESOTA
COMBINING STATEMENT OF REVENUES, EXPENDITURES, AND CHANGES IN FUND NET BALANCES
NONMAJOR CAPITAL PROJECTS FUNDS
Year Ended December 31, 2020

	<u>Buildings & Land</u>	<u>Special Reserve</u>	<u>Park Reserve</u>	<u>Bridge Replacement</u>	<u>Total</u>
REVENUES					
Property taxes	\$ 6,000	\$ 100	\$ -	\$ 51,000	\$ 57,100
Net investment earnings	40	1,796	1,145	264	3,245
Total Revenues	<u>6,040</u>	<u>1,896</u>	<u>1,145</u>	<u>51,264</u>	<u>60,345</u>
OPERATING EXPENSES					
Current					
General government	18,709	-	-	-	18,709
Capital Outlay	-	-	7,223	156,495	163,718
Total Expenditures	<u>18,709</u>	<u>-</u>	<u>7,223</u>	<u>156,495</u>	<u>182,427</u>
EXCESS (DEFICIENCY) OF REVENUES OVER EXPENSES	(12,669)	1,896	(6,078)	(105,231)	(122,082)
OTHER FINANCING SOURCES (USES)					
Transfers in	30,000	300,000	-	39,100	369,100
Transfers out	-	(490,000)	-	-	(490,000)
Net Other Financing Sources (Uses)	<u>30,000</u>	<u>(190,000)</u>	<u>-</u>	<u>39,100</u>	<u>(120,900)</u>
NET CHANGE IN FUND BALANCES	17,331	(188,104)	(6,078)	(66,131)	(242,982)
FUND BALANCES – BEGINNING	<u>9,427</u>	<u>481,851</u>	<u>256,809</u>	<u>66,211</u>	<u>814,298</u>
FUND BALANCES – ENDING	<u>\$ 26,758</u>	<u>\$ 293,747</u>	<u>\$ 250,731</u>	<u>\$ 80</u>	<u>\$ 571,316</u>

OTHER REPORTS



**INDEPENDENT AUDITOR’S REPORT ON INTERNAL CONTROL OVER
FINANCIAL REPORTING AND ON COMPLIANCE AND OTHER MATTERS
BASED ON AN AUDIT OF FINANCIAL STATEMENTS PERFORMED IN
ACCORDANCE WITH *GOVERNMENT AUDITING STANDARDS***

To the Honorable Mayor and Members of the City Council
City of Afton, Minnesota

We have audited in accordance with auditing standards generally accepted in the United States of America and the standards applicable to financial audits contained in *Governmental Auditing Standards* issued by the Comptroller General of the United States, the financial statements of the governmental activities, the business-type activities, each major fund and the aggregate remaining fund information of the City of Afton, Minnesota as of and for the year ended December 31, 2020, and the related notes to the financial statements, which collectively comprise the City’s basic financial statements, and have issued our report thereon dated April 20, 2020.

Internal Control over Financial Reporting

In planning and performing our audit of the financial statements, we considered the City’s internal control over financial reporting to determine the audit procedures that are appropriate in the circumstances for the purpose of expressing our opinions on the financial statements, but not for the purpose of expressing an opinion on the effectiveness of the City’s internal control over financial reporting. Accordingly, we do not express an opinion on the effectiveness of the City’s internal control over financial reporting.

A deficiency in internal control over financial reporting exists when the design or operation of a control does not allow management or employees, in the normal course of performing their assigned functions, to prevent, or detect and correct misstatements on a timely basis. A material weakness is a deficiency, or a combination of deficiencies, in internal control over financial reporting such that there is a reasonable possibility that a material misstatement of the City’s financial statements will not be prevented, or detected and corrected on a timely basis. A significant deficiency is a deficiency, or a combination of deficiencies, in internal control over financial reporting that is less severe than a material weakness, yet important enough to merit attention by those charged with governance.

Our consideration of internal control over financial reporting was for the limited purpose described in the first paragraph of this section and was not designed to identify all deficiencies in internal control over financial reporting that might be material weaknesses or significant deficiencies. Given these limitations, during our audit we did not identify any deficiencies in internal control that we consider to be material weaknesses. However, material weaknesses may exist that have not been identified. We did identify a certain deficiency in internal control over financial reporting that we considered to be a significant deficiency, described in the accompanying schedule of current year findings and responses, as item 2020-001.

Compliance and Other Matters

As part of obtaining reasonable assurance about whether the City's financial statements are free of material misstatement, we performed tests of its compliance with certain provisions of laws, regulations, contracts, and grant agreements, noncompliance with which could have a direct and material effect on the determination of financial statement amounts. However, providing an opinion on compliance with those provisions was not an objective of our audit, and accordingly, we do not express such an opinion. The results of our tests disclosed no instances of noncompliance or other matters that are required to be reported under *Government Auditing Standards*.

Minnesota Legal Compliance

In connection with our audit, nothing came to our attention that caused us to believe that City failed to comply with the provisions of the contracting and bidding, deposits and investments, conflicts of interest, public indebtedness, claims and disbursements, and miscellaneous provisions sections of the *Minnesota Legal Compliance Audit Guide for Cities*, promulgated by the State Auditor pursuant to Minn. Stat. § 6.65, insofar as they relate to accounting matters. However, our audit was not directed primarily toward obtaining knowledge of such noncompliance. Accordingly, had we performed additional procedures, other matters may have come to our attention regarding the City's noncompliance with the above referenced provisions, insofar as they relate to accounting matters.

The City's Response to Findings

The City's response to the findings identified in our audit is described in the accompanying schedule of current year findings and responses. The City's responses were not subject to auditing procedures applied in the audit of the financial statements and, accordingly, we express no opinion on them.

Purpose of this Report

The purpose of this report is solely to describe the scope of our testing of internal control and compliance and the results of that testing, and not to provide an opinion on the effectiveness of the City's internal control or on compliance. This report is an integral part of an audit performed in accordance with *Government Auditing Standards* in considering the City's internal control and compliance. Accordingly, this communication is not suitable for any other purpose.



Golden Valley, Minnesota
April 27, 2021

CITY OF AFTON, MINNESOTA
SCHEDULE OF CURRENT YEAR FINDINGS AND RESPONSES
December 31, 2020

CURRENT YEAR FINDINGS

2020-001. Segregation of Duties

Criteria: Internal controls should be in place that provide reasonable assurance that proper segregation of duties is achieved.

Condition: The City has a limited number of office personnel and, accordingly, does not have adequate separation of duties in cash receipts, cash disbursements, accounts payable and purchasing, payroll and related liabilities, and general ledger maintenance and reconciliation. An effective internal control structure provides an adequate segregation of duties so that no one individual handles a transaction from its inception to its completion.

Cause: The City has a limited number of office personnel and inadequate internal controls.

Effect: The failure to properly segregate duties increases the risk that misstatements may occur and not be detected within a timely period by employees in the normal course of performing their assigned functions.

Recommendation: While we recognize the City's office staff is not large enough to permit an adequate segregation of duties in all respects for an effective internal control structure, it is important that the City be aware of this condition and look for opportunities to improve segregation of duties or add mitigating controls to prevent material misstatement of the financial statements.

Management's Response and Actions Planned: The City's management is aware of this condition and believes that it is not economically feasible to attain the ideal segregation of duties. Management attempts to mitigate the associated risks by doing the following:

1. Identifying areas lacking segregation of duties and where there are higher risks of fraud occurring.
2. Implementing limited segregation to the extent possible to reduce risks without impairing efficiency.
3. Using the knowledge of management and the Council to review accounting records and reports.

CITY OF AFTON, MINNESOTA
SUMMARY SCHEDULE OF PRIOR YEAR FINDINGS
December 31, 2020

STATUS OF PRIOR AUDIT FINDINGS

2019-001. Segregation of Duties

Condition: A fundamental concept in a system of internal controls is the segregation of duties. Duties should be separated so that no one person performs incompatible duties or has complete control over any type of transaction.

Current Status: This condition is noted during the current year audit of the financial statements.